

Ultimate comfort
where it matters most



Mr. SLIM™ **m-series**
AIR CONDITIONERS & HEAT PUMPS

MITSUBISHI ELECTRIC
Changes for the Better



Mseries.MrSlim.ca

*When installed by an authorized HVAC (Heating, Ventilating, and Air Conditioning) installer. Certain conditions, restrictions and/or limitations apply. See warranty terms and conditions for complete details.



The innovation behind true performance



4-Way Cassette



Floor-Mounted



Ceiling-Concealed



Wall-Mounted

Innovative comfort solutions for today's world

Every space offers its own unique set of heating and air conditioning challenges – whether it's a cottage, condo or century-old home, Mr. Slim M-series systems by Mitsubishi Electric have the features, functions and innovative engineering to meet and exceed the needs of Canadian families.

Mr. Slim M-series can be relied upon to provide comfort in a wide array of applications. They are engineered to deliver excellent heating performance even when the outdoor temperature plummets to -25°C . With the widest Energy Star qualified lineup, including one with the highest SEER rating in the industry, the M-Series systems are also highly energy efficient. All of this is achieved while operating at sound levels quieter than a whisper, delivering heating and cooling in a peaceful and elegant manner.

Available in ducted or ductless models, you can trust Mr. Slim M-Series systems to deliver years of reliable comfort and satisfaction.

A smarter way to control your comfort

Mitsubishi Electric redefines comfort with the introduction of our innovative 3D i-see Sensor available exclusively on our new FH-Series. The 3D i-see Sensor detects exactly where you and your family are located based on your unique body temperature. The 3D i-see Sensor is so precise, it can even differentiate between people and pets! With this thermal data, it then directs the perfect amount of heating or cooling towards those who need it most. It even knows when you leave the room and automatically switches into energy-saving mode to lower your home energy costs.

A proud Canadian heritage

Mitsubishi Electric Canada was established in 1979 as a subsidiary of the Mitsubishi Electric Corporation of Japan. Since then, we have been at the forefront of providing Canadians with unparalleled quality of heating and air conditioning technology, sales, installation and support. Our high standard of quality saves you from rising energy costs and helps build a sustainable tomorrow.



The technology behind an industry leader



What is a heat pump?

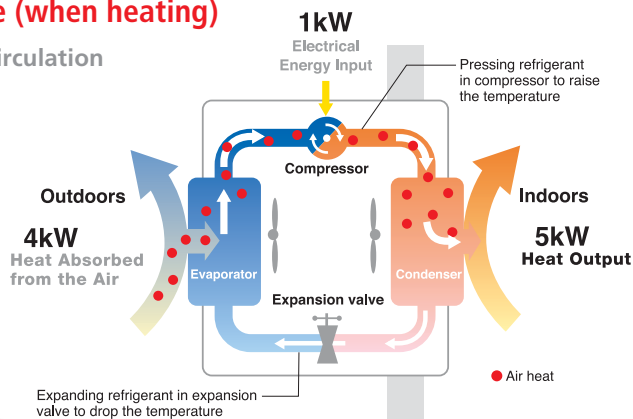
First of all, a heat pump is capable of both heating and cooling your home. But as the name suggests, it pumps heat from one place to another. The bigger question is: where does this heat come from?

A heat pump works by using a refrigerant to transfer heat energy between indoors and outdoors. On warm days, heat is extracted from indoors and transferred outside. On cold days, the opposite happens and your home is warmed with the heat energy from outside. Even in the coldest Canadian climate there is still some amount of heat present. With Mitsubishi Electric's advanced technology, your Mr. Slim system can extract heat, even when temperatures fall as low as -25°C (-13°F)*

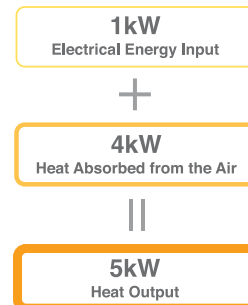
That's why only a Mr. Slim heat pump is the true evolution in year-round comfort, even in some of Canada's toughest climates.

Heat pump principle (when heating)

Refrigerant and Heat Circulation



Output energy is a quintuple of input energy



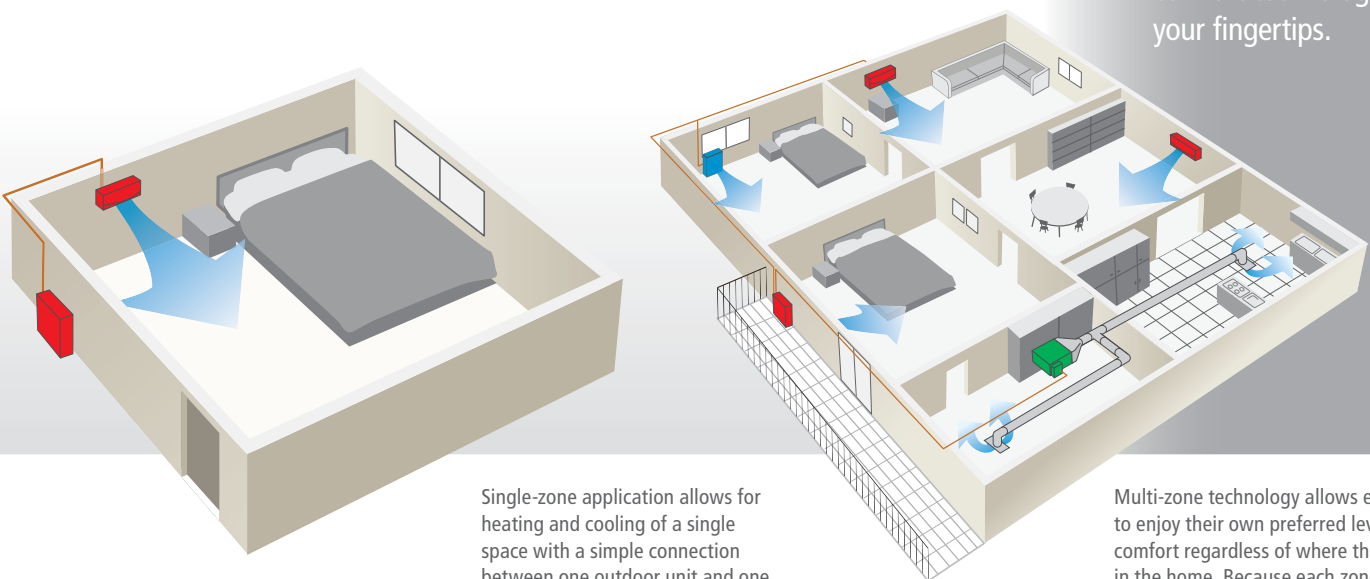
*Includes tolerance. Typical units can operate in heating mode down to -27°C depending on conditions.

Ducted or ductless, it's a comfortable choice

Mr. Slim is best known as the perfect solution for dwellings without existing ductwork. The powerful simplicity of an indoor and outdoor unit connected by two refrigerant lines that run through a small 10-cm opening in the wall or ceiling is both effective and cost efficient. Mitsubishi Electric also introduced the convenient option of using a ducted indoor unit as well. By using compact ductwork connected to a ceiling-concealed indoor unit, Mr. Slim can deliver its efficient temperature control in a truly discreet manner.

An innovative fan-blade design and grill shape in our outdoor unit makes the M-series system one of the quietest on the market. Our systems are available in sizes from 6,000 to 48,000 BTU/h, offering one of the widest selections in the industry. In fact, with our newest model, you can even install up to 8 indoor units to a single outdoor unit, keeping exterior installation space to a minimum.

Installation is easy: simply mount the indoor and outdoor units, connect the refrigerant lines, and make the needed electrical connections to power the system. Before you know it, you've got superior comfort technology at your fingertips.



Single-zone application allows for heating and cooling of a single space with a simple connection between one outdoor unit and one of a variety of indoor unit styles.


Multi-zone technology allows everyone to enjoy their own preferred level of comfort regardless of where they may be in the home. Because each zone operates independently, the bedrooms, living room and kitchen can each be set to different temperatures at the same time.

Complete home comfort comes in many degrees

In conventional heating and cooling systems, it's one thermostat and one temperature for everyone. But in real life, one size does not fit all. With a Mr. Slim Multi-Split system, each room of your home can have its own indoor unit – up to 8 units in total, and they can all be connected to a single outdoor condenser unit. That means everyone can enjoy optimum comfort, no matter what room they're in.

And you don't have to commit to installing a full system. As your needs change, additional indoor units are easy to add on to your existing Multi-Split Mr. Slim system.

If you're looking to heat or cool a single space like a room over a garage or a home extension, your best choice is a Mr. Slim Single-Split system. A Single-Split system connects a single dedicated outdoor unit to a single indoor unit. No matter what your needs are, there's a Mr. Slim solution that's right for you.



Low energy use is high satisfaction

At the heart of Mr. Slim lies Variable Compressor Speed Inverter (VCSi) technology

Conventional compressors work through on/off cycles only, in which the system starts with a surge and stays on at a fixed speed until no longer needed. This on/off cycle constantly uses maximum power (full load) and is an inefficient way to heat or cool your home.

VCSi systems, on the other hand, operate efficiently by continually detecting changes in room temperature and readjusting the compressor speed to provide high-speed heating or cooling when needed. By maintaining a consistent temperature using only the power required (part load), your energy costs are reduced.

VCSi
TECHNOLOGY

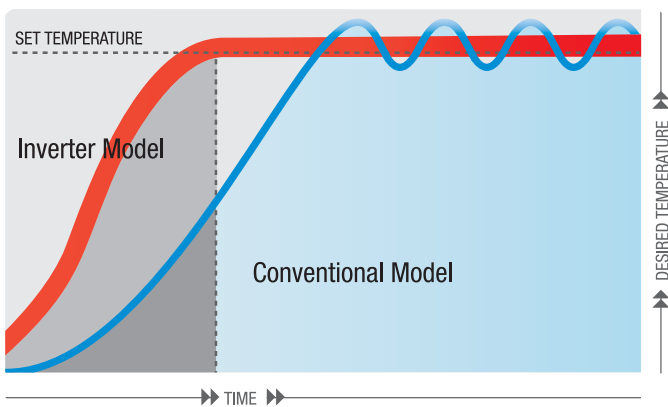
Two ways VCSi technology saves energy

- 1 You probably know that it takes more energy to start a car or computer than it takes to run it. The same is true for conventional heating and cooling units. With Mr. Slim, however, the compressor starts at a minimum speed (soft start) and increases to match the required load. This prevents the compressor from drawing the extra amps needed during a start-up, as is the case with a conventional compressor that always runs at maximum speed.
- 2 Once the desired temperature of a room is reached, the compressor slows down to maintain a consistent temperature. By slightly adjusting speed instead of shutting off and turning on again, electrical loads are kept constant and minimal rather than peaking wastefully.



See how Mr. Slim compares

VCSi systems	Conventional systems
VCSi compressor speeds up and slows down to maintain the conditioned space temperature.	Conventional compressor turns on and off to maintain the temperature. A compressor draws more amps at start-up than any other time.
Energy consumed by a VCSi compressor is directly related to the required amount of cooling or heating. (Capacity changes as needed.)	Conventional compressor consumes maximum amount of energy to produce maximum amount of cooling or heating at all times. (Capacity does not change.)
VCSi compressor helps system reach its set point quicker by running at a higher RPM for a shorter period of time, then ramps down to maintain temperature.	Conventional compressor runs at same RPM for longer period of time, then switches on and off to maintain temperature.
Indoor temperature swing is minimized with the VCSi system because the indoor coil activates longer. As temperature changes slightly, compressor speed also adjusts slightly to compensate.	Conventional system kicks back on at full speed to compensate for small changes in temperature.



Conventional air conditioners take a long time to reach their set-point temperature, and when they finally do, the temperature fluctuates.

However, VCSi closely controls the compressor and senses indoor cooling and heating needs, so the desired temperature is reached faster and remains consistent.

This allows Mr. Slim to run more efficiently and reduces energy costs.



Mr. Slim – a real Energy Star

With a roster of 22 Energy Star-certified units, Mitsubishi Electric Canada remains an industry leader in highly efficient, eco-friendly heating and air conditioning technology.

Enjoy year-round comfort and energy savings, all while leaving behind a smaller carbon footprint. It's just another way we're making changes for the better.

22

Advanced features for advanced comfort

**HYPER
HEAT AT
-25°C***

We start where others stop cold – Exceptional heating performance at -25°C*

Low-ambient heating. It's where most heat pumps struggle. For a heat pump to provide heat when the mercury gets ultra-low is no easy task.

Thankfully, our single split heat pumps operate at outdoor temperatures as low as -20°C (-4°F).

The Hyper-Heat FE and FH-series go even further, providing **excellent heating performance down to -25°C (-13°F)***, continually operating on even the coldest of Canadian winter days. After all, being in Canada for over 30 years has taught us a few things.

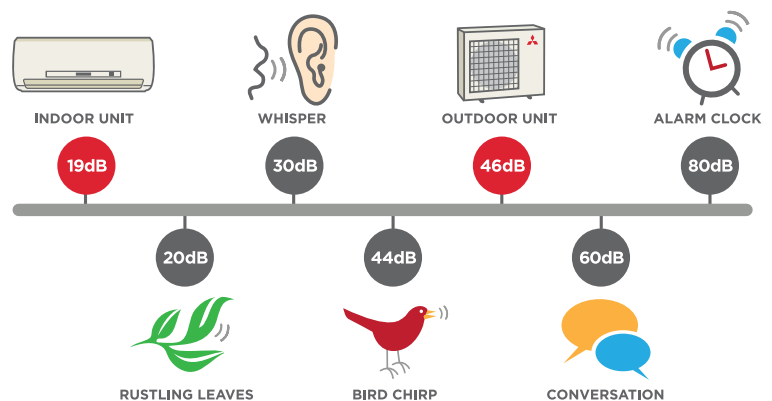
Experience comfort in 3D *3D i-see Sensor*

Available exclusively on the new FH-series, our 3D i-see Sensor takes your comfort to a whole new level. This innovative 8-element sensor continuously scans the room to detect hot and cold spots. But then it goes one step further. The 3D i-see Sensor also detects where you are in the room and analyzes the difference between your body temperature and that of the air around you. This thermal analysis is so accurate, the FH-series responds only to people, and not pets.

Different settings can then 'shape' the airflow in the room to maximize your comfort. If you are in need of immediate heating or cooling, it can send the airflow directly towards you to help you feel comfortable sooner. Or if you prefer a more subtle heating or cooling sensation, you can use the indirect airflow setting to maintain a comfortable environment around you at all times. For enhanced comfort, airflow can be directed much like natural wind, providing a gentle breeze. It even knows when you leave the room and automatically switches into energy-saving mode to help save you money. We call this customized comfort. And once you experience it, you'll wonder how you ever lived without it.

Whisper-quiet technology that speaks volumes

Advanced technology from Mitsubishi Electric has led to the creation of super-quiet air conditioners suitable for all rooms of your home. At as low as 19 decibels, they're so quiet you may not even notice they're on. It's the quiet comfort that comes standard with every Mr. Slim.



*Includes tolerance. Typical units can operate in heating mode down to -27°C depending on conditions.

Features at a glance

Mr. Slim M-series is available in a wide variety of combinations and features to meet the space demands of any room size. Mr. Slim units utilize some of the most advanced features and technologies available to date. Use this chart to see which Mr. Slim features and units are right for your needs.



MS-A09WA	MS-A12WA	MSY-GE09NA	MSY-GE12NA	MSY-GE15NA	MSY-GE18NA	MSY-GE24NA	MSY-D30NA	MSY-D36NA	MSZ-GE09NA	MSZ-GE12NA	MSZ-GE15NA	MSZ-GE18NA	MSZ-GE24NA	MSZ-D30NA	MSZ-D36NA	MSZ-FH09NA	MSZ-FH12NA	MSZ-FH15NA	MSZ-FE09NA	MSZ-FE12NA	MSZ-FE18NA	SEZ-KD09NA	SEZ-KD12NA	SEZ-KD15NA	SEZ-KD18NA	SLZ-KA09NA	SLZ-KA12NA	SLZ-KA15NA
----------	----------	------------	------------	------------	------------	------------	-----------	-----------	------------	------------	------------	------------	------------	-----------	-----------	------------	------------	------------	------------	------------	------------	------------	------------	------------	------------	------------	------------	------------

Energy Star® Qualified	☆	☆	☆	☆	☆	☆	☆	☆	☆	☆	☆	☆	☆	☆	☆	☆	☆	☆	☆	☆	☆	☆	☆	☆	☆	☆	☆	☆
3D i-see Sensor																•	•	•										
Natural Flow																•	•	•										
i-see Sensor & Area Mode																			•	•								
Catechin Plus Pre-Filter	•	•					•	•						•	•													
Nano Platinum Filter			•	•	•	•	•	•	•	•	•	•	•	•	•	•	•	•			•							
Deodorizing Filter																•	•	•	•	•	•							
Anti-allergy Blue Enzyme Filter	•	•	•	•	•	•	•	•	•	•	•	•	•	•	•	•	•	•	•	•	•	•						
Long-Life Filter (up to 2,500 hrs)																										•	•	•
PAM Control			•	•	•	•	•	•	•	•	•	•	•	•	•	•	•	•	•	•	•	•	•	•	•	•	•	•
Cooling at -10°C/14°F			•	•	•	•	•	•	•	•	•	•	•	•	•	•	•	•	•	•	•	•	•	•	•	•	•	•
Low Ambient Heating at -20°C/-4°F									•	•	•	•	•									•	•	•	•	•	•	•
Low Ambient Heating at -25°C/-13°F																•	•	•	•	•	•							
Auto Change Over									•	•	•	•	•	•	•	•	•	•	•	•	•	•	•	•	•	•	•	•
New LEV Control			•	•	•	•	•	•	•	•	•	•	•	•	•	•	•	•	•	•	•	•	•	•	•	•	•	•
Auto Restart	•	•	•	•	•	•	•	•	•	•	•	•	•	•	•	•	•	•	•	•	•	•	•	•	•	•	•	•
Anti-rust Coating	•	•	•	•	•	•	•	•	•	•	•	•	•	•	•	•	•	•	•	•	•	•	•	•	•	•	•	•
Easy-Clean Design	•	•	•	•	•	•	•	•	•	•	•	•	•	•	•	•	•	•	•	•	•	•	•	•	•	•	•	•
Built-in Drain Pump																						•	•	•	•	•	•	•
Base Pan Heater									•	•	•	•	•			•	•	•	•	•	•	•	•	•	•	•	•	
Multi-Function Wireless Control																•	•	•										
Wireless Remote Control	•	•	•	•	•	•	•	•	•	•	•	•	•	•	•				•	•	•							
Econo Cool	•	•	•	•	•	•	•	•	•	•	•	•	•	•	•	•	•	•	•	•	•	•	•	•	•	•	•	•
Fuzzy Logic "I Feel"	•	•	•	•	•	•	•	•	•	•	•	•	•	•	•				•	•	•							
Powerful Mode	•	•					•	•	•					•	•	•	•	•	•	•	•							
Quiet Mode			•	•	•	•			•	•	•	•				•	•	•										
Smart Set Function			•	•	•	•			•	•	•	•				•	•	•										
Wide Airflow							•	•	•					•	•	•	•	•	•	•	•	•	•	•	•	•	•	•
Auto Mode	•	•	•	•	•	•	•	•	•	•	•	•	•	•	•	•	•	•	•	•	•	•	•	•	•	•	•	•
5-Step Vane Control & Swing Mode	•	•	•	•	•	•	•	•	•	•	•	•	•	•	•	•	•	•	•	•	•	•	•	•	•	•	•	•
Double Horizontal Vanes (L & R)																•	•	•										
Horizontal & Vertical Vane Control							•	•	•					•	•	•	•	•	•	•	•							
24-Hour ON/OFF Timer	•	•	•	•	•	•	•	•	•	•	•	•	•	•	•	•	•	•	•	•	•	•	•	•	•	•	•	•
Weekly Timer																•	•	•										
Wired Remote Control																						•	•	•	•	•	•	•
Programmable Timer – 8 settings/day																						•	•	•	•	•	•	•
Multi-Language Display																						•	•	•	•	•	•	•
Limiting Set Temperature Range																						•	•	•	•	•	•	•
Auto Off Timer																						•	•	•	•	•	•	•
Remote Control Lock																						•	•	•	•	•	•	•
Self-Diagnostic Function	•	•	•	•	•	•	•	•	•	•	•	•	•	•	•	•	•	•	•	•	•	•	•	•	•	•	•	•

Hyper-heat models

Experience a new level of year-round home comfort no matter where you live with the stylish MSZ-FE and MSZ-FH ductless heating and cooling units. Designed to complement your décor, these units are the most advanced and efficient models we've ever created. Plus, they're highly reliable, extremely quiet and remarkably energy efficient (up to 30.5 SEER – the highest SEER rating in the industry).

**HYPER
HEAT AT
-25°C***

Low-ambient heating

Don't let the thought of facing another Canadian winter make your blood run cold. When the mercury plunges outside, the FE-series and FH-series rise to the task, providing excellent heating performance at outdoor temperatures as low as -25°C (-13°F)*. We'll keep things warm when conventional systems fall short.

AMAZING PERFORMANCE EVEN AT THESE LOW TEMPERATURES

MODEL	MSZ-FE09NA MSZ-FH09NA	MSZ-FE12NA MSZ-FH12NA	MSZ-FH15NA	MSZ-FE18NA
HEATING CAPACITY @ -15°C / 5°F	10,900 BTU/H (100%)	13,600 BTU/H (100%)	18,000 BTU/H (100%)	21,600 BTU/H (100%)

*Includes tolerance. Typical units can operate in heating mode down to -27°C depending on conditions.



MSZ-FE09/12NA

i-see Sensor – A new way of looking at total comfort

Room temperature is only one of the factors that can affect comfort as defined by the industry standard.** Equally important are radiant temperatures, air movement and humidity. This exclusive technology measures radiant hot and cool spots in the room and focuses airflow to those specific areas. This prevents excessive heating or cooling and unnecessary operation, allowing you to enjoy total comfort and less energy waste – something conventional systems were never designed to do.

(Available in FE09NA and FE12NA models.)

i-see Sensor detects radiant hot and cool spots in the room and focuses airflow to those specific areas.

HOT SPOT **SET ROOM TEMPERATURE**

** American Society of Heating, Refrigerating and Air Conditioning Engineers (ASHRAE) Standard 55

Experience customized comfort


Unlike other climate control systems that are designed to make the room comfortable, the new FH-Series from Mitsubishi Electric has a radically different approach. It's designed to make **you** comfortable. With innovative 3D thermal sensing technology and more precisely articulated air vents, the new FH-Series is the master of **customized comfort**.



MSZ-FH09/12/15NA – Available July 2014

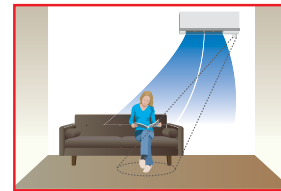
3D i-see Sensor – The new look of comfort

Introducing another brilliant advancement from the leader in comfort innovation. The 3D i-see Sensor from Mitsubishi Electric scans the entire room and divides it into 752 zones, detecting exactly where you and your family are located based on your unique body temperature. **The 3D i-see Sensor is so precise, it can even differentiate between people and pets!** With this thermal data, it then directs the perfect amount of heating or cooling towards those who need it most. And when you leave the room, it automatically switches into energy-saving mode to help save you money. When it comes to ensuring your family's comfort, we're always looking out for you. (Available in FH09/12/15NA models.)



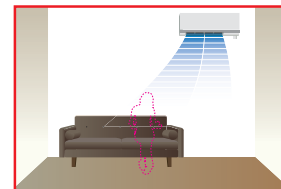
3D i-see Sensor

Moves left to right to scan the entire room in three dimensions, detecting your exact location based on body temperature. So precise, it responds only to people, and not pets.



Direct/Indirect Air Flow

Enhance comfort by averting airflow away from people, or set direct airflow to target people for quick heating/cooling.



Absence Detection

When no one is in the room, the unit automatically switches to energy saving mode.

Nano-Platinum filtration system

Our Nano-Platinum air filtration system improves the air quality of your home and the health of your family. It effectively removes the four major air pollutants that are leading causes of illness – bacteria, viruses, allergens and dust. As it improves the air quality of your home, it also deodorizes the air, so every breath you take smells clean and fresh.

(Available in FE18NA and FH09/12/15NA models.)

Natural Flow & Double Vane

The most important part in creating "healthy" airflow is that the flow of air feels natural. Mitsubishi Electric's solution to this is Natural Flow, only possible thanks to our new, highly articulated vanes. This continuous gentle breeze provides enhanced comfort by avoiding the unpleasant feeling that results from constant, unnatural airflow.

Additionally, Mitsubishi Electric's Double Vane technology separates the airflow in the left and right directions to deliver airflow not only across a wide area of the room, but also simultaneously toward two people in different locations.

(Available in FH09/12/15NA models.)



Single ductless split systems (FH)

Heat pump

- 3D i-see Sensor
- Built-in Auxiliary Heater Control
- Variable Compressor Speed Inverter Technology
- Nano Platinum Air Filtration System
- Ozone-Friendly R-410A Refrigerant
- Energy Efficient – Up to 30.5 SEER
- Auto Change Over between Cooling & Heating
- Super Quiet Technology – Only 20dB(A)
- High-Speed Cooling and Heating
- Natural Airflow
- Hyper Heating Down to -25°C/-13°F
- Refrigerant Pre-Charged
- Easy Installation – No Ductwork Needed
- Optional Wired Remote Controller
- 5-Year Parts Warranty
- 7-Year Compressor Warranty

3D i-see Sensor



MSZ-FH09/12/15NA – Available July, 2014

**HYPER
HEAT AT
-25°C***



VCS
TECHNOLOGY



UP TO 30.5 SEER

Optional accessories available.
Visit www.mrslim.ca for more information.

Model	Indoor Unit		MSZ-FH09NA ★	MSZ-FH12NA ★	MSZ-FH15NA ★
	Outdoor Unit		MUZ-FH09NAH	MUZ-FH12NAH	MUZ-FH15NAH
Capacity (Rated)	Cooling	Btu/h	9,000	12,000	15,000
Capacity (Min ~ Max)	Cooling	Btu/h	1,700 ~ 12,000	2,500 ~ 13,600	6,450 ~ 19,000
Capacity (Rated)	Heating@47°F	Btu/h	10,900	13,600	18,000
Capacity (Min ~ Max)	Heating@47°F	Btu/h	1,600 ~ 18,000	3,700 ~ 21,000	5,150 ~ 24,000
Capacity (Rated)	Heating@17°F	Btu/h	6,700	8,000	11,000
Capacity (Max)	Heating@17°F	Btu/h	12,200	13,600	18,000
Capacity (Max.)	Heating@5°F	Btu/h	10,900	13,600	18,000
Power Consumption	Cooling	W	560 (100 ~ 1,000)	870 (170 ~ 1,150)	1,200 (410 ~ 2,200)
Rated (Min ~ Max)	Heating@47°F	W	710 (110 ~ 1,470)	950 (280 ~ 2,300)	1,300 (430 ~ 3,360)
Rated (Max)	Heating@17°F	W	600 (1,440)	720 (1,900)	1,020 (2,480)
EER	Cooling		16.1	13.8	12.5
SEER	Cooling		30.5	26.1	22.0
HSPF (IV)	Heating		12.5	11.5	11.0
Capacity Control	Variable Speed Compressor				
Refrigerant	R-410A				
Power Supply	V, Phase, Hz		208/230, 1, 60		
Moisture Removal	Pints/h		0.6	1.9	4.0
Airflow (Quiet-Lo-Med-Hi-SuperHi)	CFM Dry		137-167-221-304-381	137-167-221-304-398	225-262-304-355-411
Sound Indoor (Quiet-Lo-Med-Hi-SuperHi)	Cooling	dB(A)	20-23-29-36-40	21-24-29-36-42	27-31-35-39-44
Sound Outdoor	Cooling	dB(A)	48	49	51
Max. Fuse Size	Indoor	A	15	15	20
(Time Delay)	Outdoor	A	15	15	20
Min. Ampacity	Indoor	A	1.0	1.0	1.0
	Outdoor	A	11	11	16
Fan Speed Control	7 (Auto, Powerful, SuperHi, Hi, Med, Low, Quiet)				
Horizontal Airflow Direction	Manual, Swing				
Vertical Airflow Direction	Left Vane & Right Vane (Auto, Manual, Swing)				
Air Filters (Washable)	3 (Nano Platinum air filter, Anti-allergy enzyme filter, Deodorizing filter)				
Dimension	Indoor	in.	12-11/16 x 36-7/16 x 9-3/16		
(H x W x D)	Outdoor	in.	21-5/8 x 31-1/2 x 11-1/4		34-5/8 x 33-1/16 x 13
Weight	Indoor	lbs.	29	29	29
	Outdoor	lbs.	81	83	124
Pipe Size	Liq. X Gas		1/4 x 3/8		1/4 x 1/2
Max. Height Difference	Ft.		40		50
Max. Pipe Length	Ft.		65		100
Outdoor Operating Range	Cooling		14 – 115°FDB		
	Heating		-13 – 75°FDB (-15 – 65°FWB)		
Control Features	3D i-see Sensor • Econo Cool • Powerful Mode • Smart Set • Natural Flow • Direct/Indirect Airflow Absence Detection • Wide Airflow				

*Includes tolerance. Typical units can operate in heating mode down to -27°C depending on conditions.
All test conditions are based on ARI 210/240.

Rating conditions: Cooling – Indoor: 80°FDB, 67°FWB; Outdoor: 95°FDB, 75°FWB; Rated frequency
Heating – Indoor: 70°FDB, 60°FWB; Outdoor: 47°FDB, 43°FWB; Rated frequency

★ THIS SYMBOL DENOTES AN ENERGY STAR-CERTIFIED UNIT

Single ductless split systems (FE)

i-see Sensor



MSZ-FE09/12NA



MSZ-FE18NA



Heat pump

- i-see Sensor
- Variable Compressor Speed Inverter Technology
- Platinum Deodorizing Filter
- Ozone-Friendly R-410A Refrigerant
- Energy Efficient – Up to 26 SEER
- Auto Change Over between Cooling & Heating
- Super-Quiet Technology – Only 22dB(A)
- High-Speed Cooling and Heating
- Wide Airflow – Up to 150°
- Hyper Heating Down to -25°C/-13°F
- Refrigerant Pre-Charged
- Easy Installation – No Ductwork Needed
- Optional Wired Remote Controller
- 5-Year Parts Warranty
- 7-Year Compressor Warranty

**HYPER
HEAT AT
-25°C***

UP TO 26 SEER

Optional accessories available.
Visit www.mrslim.ca for more information.

Model	Indoor Unit		MSZ-FE09NA-8 ★	MSZ-FE12NA-8 ★	MSZ-FE18NA-8 ★
	Outdoor Unit		MUZ-FE09NAH	MUZ-FE12NAH	MUZ-FE18NA.H
Capacity (Rated)		Btu/h	9,000	12,000	18,000
Capacity (Min. ~ Max.)	Cooling	Btu/h	2,800 ~ 9,000	2,800 ~ 12,000	8,200 ~ 25,200
Capacity (Rated)	Heating@47°F	Btu/h	10,900	13,600	21,600
Capacity (Min. ~ Max.)		Btu/h	3,000 ~ 18,000	3,000 ~ 21,000	7,500 ~ 29,700
Capacity (Rated)	Heating@17°F	Btu/h	6,700	8,300	11,700
Capacity (Max.)		Btu/h	12,500	13,600	21,600
Capacity (Max.)	Heating@5°F	Btu/h	10,900	12,500	21,600
Power Consumption	Cooling	W	580 (160 ~ 650)	930 (160 ~ 960)	1,270 (570 ~ 2,280)
Rated (Min. ~ Max.)	Heating@47°F	W	710 (150 ~ 2,250)	950 (150 ~ 2,250)	1,540 (520 ~ 2,420)
Rated (Max.)	Heating@17°F	W	650 (1,730)	800 (1,780)	1,240 (2,180)
EER	Cooling		15.5	12.9	14.2
SEER	Cooling		26.0	23.0	20.2
HSPF (IV)	Heating		10.0	10.6	10.3
Capacity Control	Variable Speed Compressor				
Refrigerant	R-410A				
Power Supply	V, Phase, Hz		208/230, 1, 60		
Moisture Removal	Pints/h		2.1	2.9	2.7
Airflow (Low-Med-Hi-Powerful)	CFM Dry		162-226-339-381	162-226-381-410	388-469-628-738
Sound Indoor (Low-Med-Hi-Powerful)	Cooling	dB(A)	22-31-39-42	22-33-43-45	34-41-49-53
Sound Outdoor	Cooling	dB(A)	48	48	55
Max. Fuse Size	Indoor	A	15	15	20
(Time Delay)	Outdoor	A	15	15	20
Min. Ampacity	Indoor	A	1.0	1.0	1.0
	Outdoor	A	12	12	17.1
Fan Speed Control	5 (Auto, Powerful, Hi, Med, Low)				
Horizontal Airflow Direction	Manual, Swing				
Vertical Airflow Direction	Auto, Manual, Swing				
Air Filters (Washable)	3 (Air Filter, Platinum, Blue Enzyme)			2 (Platinum Filter, Blue Enzyme)	
Dimension	Indoor	in.	11-5/8 x 31-13/32 x 10-1/8		12-13/16 x 43-5/16 x 9-3/8
(H x W x D)	Outdoor	in.	21-5/8 x 31-1/2 x 11-1/4		
Weight	Indoor	lbs.	27		37
	Outdoor	lbs.	80		119
Pipe Size	Liq. X Gas	in.	1/4 x 3/8		3/8 x 5/8
Max. Height Difference		ft.	40		50
Max. Pipe Length		ft.	65		100
Outdoor Operating Range	Cooling		14 – 115°FDB		
	Heating		-13 – 75°FDB (-15 – 65°FWB)		
Control Features	i-see Sensor • Area Mode • Powerful Mode • Wide Airflow			Econo Cool • Powerful Mode Wide Airflow	

*Includes tolerance. Typical units can operate in heating mode down to -27°C depending on conditions. All test conditions are based on ARI 210/240.
Rating conditions: Cooling – Indoor: 80°FDB, 67°FWB; Outdoor: 95°FDB, 75°FWB; Rated frequency
Heating – Indoor: 70°FDB, 60°FWB; Outdoor: 47°FDB, 43°FWB; Rated frequency

★ THIS SYMBOL DENOTES AN ENERGY STAR-CERTIFIED UNIT



Model	Indoor Unit		MSY-GE09NA-8 ★	MSY-GE12NA-8 ★	MSY-GE15NA-8 ★
	Outdoor Unit		MUY-GE09NA	MUY-GE12NA	MUY-GE15NA-1
Capacity (Rated)	Cooling	Btu/h	9,000	12,000	14,000
Capacity (Min. ~ Max.)		Btu/h	3,800 ~ 12,200	3,800 ~ 13,600	3,100 ~ 18,200
Power Consumption (Min. ~ Max.)	Cooling	W	660 (205 ~ 1,200)	960 (205 ~ 1,300)	1,080 (160 ~ 2,000)
EER	Cooling		13.6	12.5	13.0
SEER	Cooling		21.0	20.5	21.0
Capacity Control			Variable Speed Compressor (VCSi)	Variable Speed Compressor (VCSi)	Variable Speed Compressor (VCSi)
Refrigerant			R-410A	R-410A	R-410A
Power Supply	V, Phase, Hz		208/230, 1, 60	208/230, 1, 60	208/230, 1, 60
Moisture Removal	Pints/h		1.5	2.5	2.7
Airflow (Q,L,M,H,SH)	CFM Dry		145-170-237-321-399	145-170-237-321-399	205-272-335-420-533
Sound Indoor (Q,L,M,H,SH)	Cooling	dB(A)	19-22-30-37-43	19-22-30-37-45	26-32-38-44-49
Sound Outdoor	Cooling	dB(A)	46	49	49
Max. Fuse Size (Time Delay)	Indoor	A	15	15	15
	Outdoor	A	15	15	15
Min. Ampacity	Indoor	A	1.0	1.0	1.0
	Outdoor	A	12	12	12
Fan Speed Control			6 (Auto, SuperHi, Hi, Med, Low, Quiet)	6 (Auto, SuperHi, Hi, Med, Low, Quiet)	6 (Auto, SuperHi, Hi, Med, Low, Quiet)
Horizontal Airflow Direction			Manual	Manual	Manual
Vertical Airflow Direction			Auto, Manual, Swing	Auto, Manual, Swing	Auto, Manual, Swing
Air Filters (Washable)	Nano Platinum Filter, Anti-allergy Blue Enzyme Filter				
Dimension (H x W x D)	Indoor	in.	11-5/8 x 31-7/16 x 9-1/8	11-5/8 x 31-7/16 x 9-1/8	11-5/8 x 31-7/16 x 9-1/8
	Outdoor	in.	21-5/8 x 31-1/2 x 11-1/4	21-5/8 x 31-1/2 x 11-1/4	21-5/8 x 31-1/2 x 11-1/4
Weight	Indoor	lbs.	22	22	22
	Outdoor	lbs.	66	77	80
Pipe Size	Liq. X Gas	in.	1/4 x 3/8	1/4 x 3/8	1/4 x 1/2
Max. Height Difference			40	40	40
Max. Pipe Length			65	65	65
Outdoor Operating Range	Cooling		14 – 115°FDB	14 – 115°FDB	14 – 115°FDB
Control Features	Econo Cool • Quiet Mode • Smart Set • SuperHi Fan Speed				

★ THIS SYMBOL DENOTES AN ENERGY STAR-CERTIFIED UNIT

Single ductless split systems



Optional accessories available.
Visit www.mrslim.ca for more information.

Cooling only

- Nano Platinum & Blue Enzyme Filters
- Variable Compressor Speed Inverter Technology
- Ozone-Friendly R-410A Refrigerant
- Significant Energy Savings (up to 30%)
- Fuzzy Logic "I Feel" Mode for Comfort Cooling
- Super-Quiet Technology – Only 19dB(A)
- Wide Airflow – Up to 150°
- Long Pipe Runs – Up to 100 ft.
- Refrigerant Pre-Charged
- Easy Installation – No Ductwork Needed
- Optional Wired Remote Controller
- 5-Year Parts Warranty
- 7-Year Compressor Warranty

MSY-GE18NA-8	MSY-GE24NA ★	MSY-D30NA-8	MSY-D36NA-8
MUY-GE18NA-1	MUY-GE24NA	MUY-D30NA-1	MUY-D36NA-1
17,200	22,500	30,700	34,600
3,700 ~ 18,700	8,200 ~ 31,400	9,800 ~ 30,700	9,800 ~ 34,600
1,640 (240 ~ 2,070)	1,800 (570 ~ 3,580)	3,380 (620 ~ 3,380)	4,240 (620 ~ 4,240)
10.5	12.5	9.1	8.2
19.2	19	16.0	15.1
Variable Speed Compressor (VCSi)	Variable Speed Compressor (VCSi)	Variable Speed Compressor (VCSi)	Variable Speed Compressor (VCSi)
R-410A	R-410A	R-410A	R-410A
208/230, 1, 60	208/230, 1, 60	208/230, 1, 60	208/230, 1, 60
4.6	5.1	9.9	11.9
230-275-339-420-533	N/A-388-469-628-738	N/A-389-639-848-887	N/A-389-639-848-887
28-33-38-44-49	N/A-34-41-49-53	N/A-32-42-49-51	N/A-32-42-49-51
54	55	55	56
15	20	15	15
15	20	25	25
1.0	1.0	1.0	1.0
14	17.1	21	21
6 (Auto, SuperHi, Hi, Med, Low, Quiet)	5 (Auto, Powerful, Hi, Med, Low)	5 (Auto, Powerful, Hi, Med, Low)	5 (Auto, Powerful, Hi, Med, Low)
Manual	Manual, Swing	Manual, Swing	Manual, Swing
Auto, Manual, Swing	Auto, Manual, Swing	Auto, Manual, Swing	Auto, Manual, Swing
Nano Platinum Filter, Anti-allergy Blue Enzyme Filter	Nano Platinum Filter, Anti-allergy Blue Enzyme Filter	Catechin Plus Air Purifying System (Catechin Plus Pre-Filter, Anti-allergy Blue Enzyme Filter)	Catechin Plus Air Purifying System (Catechin Plus Pre-Filter, Anti-allergy Blue Enzyme Filter)
11-5/8 x 31-7/16 x 9-1/8	12-13/16 x 43-5/16 x 9-3/8	14-3/8 x 46-1/16 x 11-5/8	14-3/8 x 46-1/16 x 11-5/8
33-7/16 x 33-1/16 x 13	34-5/8 x 33-1/16 x 13	33-7/16 x 33-1/16 x 13	33-7/16 x 33-1/16 x 13
22	37	40	40
119	119	126	126
1/4 x 1/2	3/8 x 5/8	3/8 x 5/8	3/8 x 5/8
50	50	50	50
100	100	100	100
14 – 115°FDB	14 – 115°FDB	14 – 115°FDB	14 – 115°FDB

Econo Cool • Powerful Mode • Wide Airflow



Model	Indoor Unit		MSZ-GE09NA-8 ★	MSZ-GE12NA-8 ★	MSZ-GE15NA-8 ★
	Outdoor Unit		MUZ-GE09NAH	MUZ-GE12NAH	MUZ-GE15NAH
Capacity (Rated)	Cooling	Btu/h	9,000	12,000	14,000
Capacity (Min. ~ Max.)		Btu/h	3,800 ~ 12,200	3,800 ~ 13,600	3,100 ~ 18,200
Capacity (Rated)	Heating @ 47°F	Btu/h	10,900	14,400	18,000
Capacity (Max.)		Btu/h	4,500 ~ 14,100	5,500 ~ 18,100	4,800 ~ 20,900
Capacity (Rated)	Heating @ 17°F	Btu/h	6,600	8,800	11,300
Capacity (Max.)		Btu/h	8,700	11,200	15,900
Power Consumption	Cooling	W	660 (205 ~ 1,200)	960 (205 ~ 1,300)	1,080 (160 ~ 2,000)
Rated (Min. ~ Max.)	Heating @ 47°F	W	760 (255 ~ 1,200)	1,170 (340 ~ 1,660)	1,600 (270 ~ 2,010)
Rated (Max.)	Heating @ 17°F	W	700 (950)	900 (1,200)	1,150 (1,950)
EER	Cooling		13.6	12.5	13.0
SEER	Cooling		21.0	20.5	21.0
HSPF (IV)	Heating		10.0	10.0	10.0
Capacity Control			Variable Speed Compressor (VCSi)	Variable Speed Compressor (VCSi)	Variable Speed Compressor (VCSi)
Refrigerant			R-410A	R-410A	R-410A
Power Supply	V, Phase, Hz		208/230, 1, 60	208/230, 1, 60	208/230, 1, 60
Moisture Removal	Pints/h		1.5	2.5	2.7
Airflow (Q,L,M,H,SH)	CFM Dry		145-170-237-321-399	145-170-237-321-399	205-272-335-420-533
Sound Indoor (Q,L,M,H,SH)	Cooling	dB(A)	19-22-30-37-43	19-22-30-37-45	26-32-38-44-49
Sound Outdoor	Cooling	dB(A)	46	49	49
Max. Fuse Size	Indoor	A	15	15	15
(Time Delay)	Outdoor	A	15	15	15
Min. Ampacity	Indoor	A	1.0	1.0	1.0
	Outdoor	A	12	12	12
Fan Speed Control			6 (Auto, SuperHi, Hi, Med, Low, Quiet)	6 (Auto, SuperHi, Hi, Med, Low, Quiet)	6 (Auto, SuperHi, Hi, Med, Low, Quiet)
Horizontal Airflow Direction			Manual	Manual	Manual
Vertical Airflow Direction			Auto, Manual, Swing	Auto, Manual, Swing	Auto, Manual, Swing
Air Filters (Washable)			Nano Platinum Filter, Anti-allergy Blue Enzyme Filter		
Dimension	Indoor	in.	11-5/8 x 31-7/16 x 9-1/8	11-5/8 x 31-7/16 x 9-1/8	11-5/8 x 31-7/16 x 9-1/8
(H x W x D)	Outdoor	in.	21-5/8 x 31-1/2 x 11-1/4	21-5/8 x 31-1/2 x 11-1/4	21-5/8 x 31-1/2 x 11-1/4
Weight	Indoor	lbs.	22	22	22
	Outdoor	lbs.	66	77	80
Pipe Size	Liq. X Gas	in.	1/4 x 3/8	1/4 x 3/8	1/4 x 1/2
Max. Height Difference		ft.	40	40	40
Max. Pipe Length		ft.	65	65	65
Outdoor Operating Range	Cooling		14 – 115°FDB	14 – 115°FDB	14 – 115°FDB
	Heating		-4 – 75°FDB (-5 – 65°FWB)	-4 – 75°FDB (-5 – 65°FWB)	-4 – 75°FDB (-5 – 65°FWB)
Control Features			Econo Cool • Quiet Mode • Smart Set • Super Hi Fan Speed • Low Ambient Heating		

★ THIS SYMBOL DENOTES AN ENERGY STAR-CERTIFIED UNIT

Q=Quiet, L=Low, M=Med, H=Hi, SH=SuperHi
All features may not apply to all models. Ask your dealer for details.

Single ductless split systems



Optional accessories available.
Visit www.mrslim.ca for more information.

Heat pump

- Nano Platinum & Blue Enzyme Filters
- Variable Compressor Speed Inverter Technology
- Ozone-Friendly R-410A Refrigerant
- Significant Energy Savings (up to 30%)
- Auto Change Over Between Cooling & Heating
- Super-Quiet Technology – Only 19dB(A)
- High-Speed Cooling and Heating
- Wide Airflow – Up to 150°
- Long Pipe Runs – Up to 100 ft.
- Low-Ambient Heating -20°C/-4°F (MSZ-GE models)
- Refrigerant Pre-Charged
- Easy Installation – No Ductwork Needed
- Optional Wired Remote Controller
- 5-Year Parts Warranty
- 7-Year Compressor Warranty

MSZ-GE18NA-8	MSZ-GE24NA ★	MSZ-D30NA-8	MSZ-D36NA-8
MUZ-GE18NAH	MUZ-GE24NA.H	MUZ-D30NA-U2	MUZ-D36NA-U2
17,200	22,500	30,700	33,200
3,700 ~ 18,700	8,200 ~ 31,400	9,800 ~ 30,700	9,800 ~ 33,200
21,600	27,600	32,600	35,200
3,500 ~ 25,200	7,500 ~ 36,900	8,700 ~ 34,000	8,700 ~ 36,000
13,400	16,000	19,500	21,800
17,200	24,600	20,800	22,800
1,640 (240 ~ 2,070)	1,800 (570 ~ 3,580)	3,850 (620 ~ 3,850)	4,360 (620 ~ 4,360)
1,900 (230 ~ 2,680)	2,340 (520 ~ 3,650)	3,360 (520 ~ 3,600)	3,840 (520 ~ 4,100)
1,450 (2,080)	1,770 (3,290)	2,620	3,000
10.5	12.5	8.0	7.6
19.2	19.0	14.5	14.5
10.0	10.0	8.2	8.2
Variable Speed Compressor (VCSi)	Variable Speed Compressor (VCSi)	Variable Speed Compressor (VCSi)	Variable Speed Compressor (VCSi)
R-410A	R-410A	R-410A	R-410A
208/230, 1, 60	208/230, 1, 60	208/230, 1, 60	208/230, 1, 60
4.6	5.1	9.9	11.3
230-275-339-420-533	N/A-388-469-628-738	N/A-389-639-848-887	N/A-389-639-848-887
28-33-38-44-49	N/A-34-41-49-53	N/A-32-42-49-51	N/A-32-42-49-51
54	55	55	56
15	20	15	15
15	20	25	25
1.0	1.0	1.0	1.0
14	17.1	21	21
6 (Auto, SuperHi, Hi, Med, Low, Quiet)	5 (Auto, Powerful, Hi, Med, Low)	5 (Auto, Powerful, Hi, Med, Low)	5 (Auto, Powerful, Hi, Med, Low)
Manual	Manual, Swing	Manual, Swing	Manual, Swing
Auto, Manual, Swing	Auto, Manual, Swing	Auto, Manual, Swing	Auto, Manual, Swing
Nano Platinum Filter, Anti-allergy Blue Enzyme Filter		Catechin Plus Air Purifying System (Catechin Plus Pre-Filter, Anti-allergy Blue Enzyme Filter)	
11-5/8 x 31-7/16 x 9-1/8	12-13/16 x 43-5/16 x 9-3/8	14-3/8 x 46-1/16 x 11-5/8	14-3/8 x 46-1/16 x 11-5/8
33-7/16 x 33-1/16 x 13	34-5/8 x 33-1/16 x 13	33-7/16 x 33-1/16 x 13	33-7/16 x 33-1/16 x 13
22	37	40	40
119	119	141	141
1/4 x 1/2	3/8 x 5/8	3/8 x 5/8	3/8 x 5/8
50	50	50	50
100	100	100	100
14 – 115°FDB	14 – 115°FDB	14 – 115°FDB	14 – 115°FDB
-4 – 75°FDB (-5 – 65°FWB)	-4 – 75°FDB (-5 – 65°FWB)	14 – 75°FDB (13 – 65°FDB)	14 – 75°FDB (13 – 65°FDB)

Econo Cool • Powerful Mode • Wide Airflow

All test conditions are based on ARI 210/240.

Rating conditions: Cooling – Indoor: 80°FDB, 67°FWB; Outdoor: 95°FDB, 75°FWB; Rated frequency
Heating – Indoor: 70°FDB, 60°FWB; Outdoor: 47°FDB, 43°FWB; Rated frequency



Model	Indoor Unit		SEZ-KD09NA4
	Outdoor Unit		SUZ-KA09NA
Capacity (Rated)	Cooling	Btu/h	8,100
Capacity (Min. ~ Max.)		Btu/h	3,800 ~ 10,900
Capacity (Rated)	Heating @ 47°F	Btu/h	10,900
Capacity (Min. ~ Max.)		Btu/h	4,800 ~ 14,100
Capacity	Heating @ 17°F	Btu/h	7,300
Power Consumption (Total Input)	Cooling	W	670
	Heating @ 47°F	W	1,020
	Heating @ 17°F	W	1,000
EER	Cooling		12.0
SEER	Cooling		15.0
HSPF (IV)	Heating		10.0
Capacity Control			Variable Speed Compressor (VCSi)
Refrigerant			R-410A
Power Supply	V, Phase, Hz		208/230, 1, 60
Moisture Removal	Pints/h		1.5
External Static Pressure	in. WG (Pa)		0.02-0.06-0.14-0.20 (5-15-35-50)
Airflow (Low-Med-Hi)	CFM Dry		194-247-317
Sound Indoor (Low-Med-Hi)	Cooling	dB(A)	23-26-30
Sound Outdoor	Cooling	dB(A)	46
Max. Fuse Size (Time Delay)	Indoor	A	15
	Outdoor	A	15
	Indoor	A	1.0
Min. Ampacity	Indoor	A	1.0
	Outdoor	A	12
Fan Speed Control			4 (Auto, Hi, Med, Low)
Air Filters (Washable)			PP Honeycomb Fabric
Dimensions (H x W x D)	Indoor	in.	7-7/8 x 31-1/8 x 27-9/16
	Outdoor	in.	21-5/8 x 31-1/2 x 11-1/4
Weight	Indoor	lbs.	42
	Outdoor	lbs.	66
Pipe Size	Liq. X Gas	in.	1/4 x 3/8
Max. Height Difference		ft.	40
Max. Pipe Length		ft.	65
Outdoor Operating Range	Cooling		14 – 115°FDB
	Heating		-4 – 75°FDB (-5 – 65°FDB)

THIS SYMBOL DENOTES AN ENERGY STAR-CERTIFIED UNIT

Single ceiling-concealed split systems



VCSi
TECHNOLOGY



Optional accessories available.
Visit www.mrslim.ca for more information.

Heat pump

- Variable Compressor Speed Inverter Technology
- Ozone-Friendly R-410A Refrigerant
- Significant Energy Savings (up to 30%)
- Auto Change Over Between Cooling & Heating
- Extreme Quiet Operation – as low as 23dB(A)
- Ultra-Thin Profile – only 7-7/8 in. high
- Adjustable ESP to meet different layouts
- Built-in High-Performance Drain Pump
- Long Pipe Runs – Up to 100 ft.
- Low Ambient Heating -20°C/-4°F
- Refrigerant Pre-Charged
- 5-Year Parts Warranty
- 7-Year Compressor Warranty

SEZ-KD12NA4 ★	SEZ-KD15NA4 ★	SEZ-KD18NA4 ★
SUZ-KA12NA	SUZ-KA15NA	SUZ-KA18NA
11,500	14,100	17,200
3,800 ~ 13,300	3,800 ~ 17,000	3,800 ~ 19,000
13,600	18,000	21,600
4,800 ~ 16,400	4,800 ~ 21,100	4,800 ~ 24,900
9,800	13,700	15,000
920	1,170	1,380
1,140	1,500	1,700
1,180	1,650	1,830
12.5	12.0	12.5
16.0	15.5	17.5
10.0	10.0	10.0
Variable Speed Compressor (VCSi)	Variable Speed Compressor (VCSi)	Variable Speed Compressor (VCSi)
R-410A	R-410A	R-410A
208/230, 1, 60	208/230, 1, 60	208/230, 1, 60
2.4	2.6	3.4
0.02-0.06-0.14-0.20 (5-15-35-50)	0.02-0.06-0.14-0.20 (5-15-35-50)	0.02-0.06-0.14-0.20 (5-15-35-50)
247-317-388	353-441-529	423-529-635
23-28-33	30-34-37	30-34-38
49	49	54
15	15	15
15	15	15
1.0	1.0	1.0
12	12	14
4 (Auto, Hi, Med, Low)	4 (Auto, Hi, Med, Low)	4 (Auto, Hi, Med, Low)
PP Honeycomb Fabric	PP Honeycomb Fabric	PP Honeycomb Fabric
7-7/8 x 39 x 27-9/16	7-7/8 x 39 x 27-9/16	7-7/8 x 46-7/8 x 27-9/16
21-5/8 x 31-1/2 x 11-1/4	21-5/8 x 31-1/2 x 11-1/4	33-7/16 x 33-1/16 x 13
50	54	62
77	80	119
1/4 x 3/8	1/4 x 1/2	1/4 x 1/2
40	40	50
65	65	100
14 – 115°FDB	14 – 115°FDB	14 – 115°FDB
-4 – 75°FDB (-5 – 65°FDB)	-4 – 75°FDB (-5 – 65°FDB)	-4 – 75°FDB (-5 – 65°FDB)

All test conditions are based on ARI 210/240.
Rating conditions: Cooling – Indoor: 80°FDB, 67°FWB; Outdoor: 95°FDB, 75°FWB; Rated frequency
Heating – Indoor: 70°FDB, 60°FWB; Outdoor: 47°FDB, 43°FWB; Rated frequency




Model	Indoor Unit		SLZ-KA09NA
	Outdoor Unit		SUZ-KA09NA
Capacity (Rated)	Cooling	Btu/h	8,400
Capacity (Min. ~ Max.)		Btu/h	3,100 ~ 10,900
Capacity (Rated)	Heating @ 47°F	Btu/h	10,900
Capacity (Min. ~ Max.)		Btu/h	3,100 ~ 14,100
Capacity	Heating @ 17°F	Btu/h	8,300
Power Consumption (Total Input)	Cooling	W	700
	Heating @ 47°F	W	930
	Heating @ 17°F	W	1,040
EER		Cooling	12.0
SEER		Cooling	15.0
HSPF (IV)		Heating	9.6
Capacity Control			Variable Speed Compressor
Refrigerant			R-410A
Power Supply		V, Phase, Hz	208/230, 1, 60
Moisture Removal		Pints/h	1.2
Airflow (Low-Med-Hi)		CFM Dry	280-320-350
Sound Indoor (Low-Med-Hi)	Cooling	dB(A)	29-32-38
Sound Outdoor	Cooling	dB(A)	46
Max. Fuse Size (Time Delay)	Indoor	A	15
	Outdoor	A	15
Min. Ampacity	Indoor	A	1.0
	Outdoor	A	12
Fan Speed Control			4 (Auto, Hi, Med, Low)
Up/Down Airflow Directions			Auto, Manual, Swing
Air Filter (Washable)			Long-Life Filter (up to 2,500 hours)
Dimension (H x W x D)	Indoor	in.	8-3/16 x 22-7/16 x 22-7/16
	Grille	in.	13/16 x 25-5/8 x 25-5/8
	Outdoor	in.	21-5/8 x 31-1/2 x 11-1/4
Weight	Indoor	lbs.	36
	Grille	lbs.	7
	Outdoor	lbs.	66
Pipe Size	Liq. X Gas	in.	1/4 x 3/8
Max. Height Difference		ft.	40
Max. Pipe Length		ft.	65
Outdoor Operating Range		Cooling Heating	14 – 115°FDB -4 – 75°FDB (-5 – 65°FWB)

THIS SYMBOL DENOTES AN ENERGY STAR-CERTIFIED UNIT

All features may not apply to all models. Ask your dealer for details.

Single 4-way cassette split systems



SLZ-KA09/12/15NA



Optional accessories available.
Visit www.mrslim.ca for more information.

Heat pump

- Variable Compressor Speed Inverter Technology
- Ozone-Friendly R-410A Refrigerant
- Significant Energy Savings (up to 30%)
- Auto Change Over Between Cooling & Heating
- Super Quiet Technology
- Long-Life Filter – Up to 2,500 hrs
- Four-Way Airflow Directions
- Wide Outlets for Better Air Distribution
- Built-in High-Performance Drain Pump
- Connectable to Fresh Air Supply
- Low Ambient Heating -20°C/-4°F
- Refrigerant Pre-Charged
- 5-Year Parts Warranty
- 7-Year Compressor Warranty

SLZ-KA12NA	SLZ-KA15NA
SUZ-KA12NA	SUZ-KA15NA
11,100	15,000
3,400 ~ 13,300	3,800 ~ 17,700
13,600	18,000
3,100 ~ 17,100	3,100 ~ 22,200
10,200	13,400
920	1,460
1,180	1,950
1,310	1,970
12.0	10.2
15.4	16.0
9.6	9.6
Variable Speed Compressor	Variable Speed Compressor
R-410A	R-410A
208/230, 1, 60	208/230, 1, 60
2.3	4.5
280-320-390	280-320-390
30-34-39	31-35-40
49	49
15	15
15	15
1.0	1.0
12	12
4 (Auto, Hi, Med, Low)	4 (Auto, Hi, Med, Low)
Auto, Manual, Swing	Auto, Manual, Swing
Long-Life Filter (up to 2,500 hours)	Long-Life Filter (up to 2,500 hours)
8-3/16 x 22-7/16 x 22-7/16	8-3/16 x 22-7/16 x 22-7/16
13/16 x 25-5/8 x 25-5/8	13/16 x 25-5/8 x 25-5/8
21-5/8 x 31-1/2 x 11-1/4	21-5/8 x 31-1/2 x 11-1/4
36	36
7	7
77	80
1/4 x 3/8	1/4 x 1/2
40	40
65	65
14 – 115°FDB	14 – 115°FDB
-4 – 75°FDB (-5 – 65°FWB)	-4 – 75°FDB (-5 – 65°FWB)

All test conditions are based on ARI 210/240.

Rating conditions: Cooling – Indoor: 80°FDB, 67°FWB; Outdoor: 95°FDB, 75°FWB; Rated frequency
Heating – Indoor: 70°FDB, 60°FWB; Outdoor: 47°FDB, 43°FWB; Rated frequency

Single ductless split systems – single speed

Cooling only

- Catechin Plus Air Purifying System
- Conventional Single-Speed Compressor
- Ozone-Friendly R-410A Refrigerant
- Fuzzy Logic "I Feel" Mode for Comfort Cooling
- Super-Quiet Technology
- Connects to 115V Power Supply
- Refrigerant Pre-Charged
- Easy Installation – No Ductwork Needed
- Optional Wired Remote Controller
- 5-Year Parts Warranty
- 7-Year Compressor Warranty



Optional accessories available.
Visit www.mrslim.ca for more information.

Model	Indoor Unit		MS-A09WA-1	MS-A12WA-1
	Outdoor Unit		MU-A09WA	MU-A12WA-1
Capacity (Rated)	Cooling	Btu/h	9,500	12,000
Power Consumption (Rated)	Cooling	W	870	1,070
EER	Cooling		10.9	11.2
SEER	Cooling		13.0	13.0
Capacity Control	Single Speed Compressor			
Refrigerant	R-410A			
Power Supply	V, Phase, Hz		115, 1, 60	
Moisture Removal	Pints/h		2.7	3.2
Airflow (Low-Med-Hi-Powerful)	CFM Dry		183-261-335-367	222-286-406-446
Sound Indoor (Low-Med-Hi-Powerful)	Cooling	dB(A)	26-32-40-42	33-38-45-47
Sound Outdoor	Cooling	dB(A)	47	52
Max. Fuse Size	Indoor	A	15	15
(Time Delay)	Outdoor	A	15	20
Min. Ampacity	Indoor	A	1.2	1.2
	Outdoor	A	14	16
Fan Speed Control	5 (Auto, Powerful, Hi, Med, Low)			
Horizontal Airflow Direction	Manual			
Vertical Airflow Direction	Auto, Manual, Swing			
Air Filters (Washable)	Catechin Plus Air Purifying System (Catechin Plus Pre-Filter, Anti-Allergy Blue Enzyme Filter)			
Dimension	Indoor	in.	11-3/4 x 30-11/16 x 8-1/4	11-3/4 x 30-11/16 x 8-1/4
(H x W x D)	Outdoor	in.	21-5/8 x 31-1/2 x 11-1/4	23-13/16 x 33-7/16 x 11-7/16
Weight	Indoor	lbs.	23	23
	Outdoor	lbs.	78	96
Pipe Size	Liq. X Gas	in.	1/4 x 3/8	1/4 x 1/2
Max. Height Difference		ft.	35	35
Max. Pipe Length		ft.	65	65
Outdoor Operating Range	Cooling		67 – 115°FDB	67 – 115°FDB
Control Features	Econo Cool • Powerful Mode			

Multi-split system


The MXZ-B Series provides you with superior control and flexibility by heating and cooling up to eight rooms, with only a single outdoor unit. The MXZ-B Series can be configured to suit your style and capacity requirements while offering outstanding energy efficiency.

Combination Examples:

MXZ-2B20NA (2:1)
OUTDOOR UNIT



MXZ-3B24/30NA (2:1, 3:1)
OUTDOOR UNIT




MXZ-4B36NA (2:1, 3:1, 4:1)
OUTDOOR UNIT



MXZ-5B42NA (2:1, 3:1, 4:1, 5:1)
OUTDOOR UNIT



MXZ-8B48NA (2:1 – 8:1)
OUTDOOR UNIT



Multi-split system

Heat pump

- Catechin Plus Air Purifying System
- Variable Compressor Speed Inverter Technology
- Ozone-Friendly R-410A Refrigerant
- Significant Energy Savings (up to 30%)
- Wide Selection of up to 8:1 combinations
- Auto Change Over Between Cooling & Heating
- Super-Quiet Technology – Only 19dB(A) (MSZ-GE09NA)
- High-Speed Cooling and Heating
- Long Pipe Runs – Up to 230 ft.
- Refrigerant Pre-Charged
- Easy Installation – No Ductwork Needed
- 5-Year Parts Warranty
- 7-Year Compressor Warranty



MXZ-2B20NA



MXZ-3B24/3B30/4B36NA



MXZ-5B42NA



MXZ-8B48NA



Optional accessories available.
Visit www.mrslim.ca
for more information.

Energy Star-Qualified Configurations

Model	Indoor Unit Combinations	SEER	EER	HSPF (IV)
MXZ-2B20NA	Non-ducted Units	18.0	12.0	8.9
MXZ-3B24NA	Non-ducted Units	17.5	12.0	9.3

Model (Heat Pump)	Outdoor Unit	MXZ-2B20NA-1 ^{*4} ★	MXZ-3B24NA-1 ^{*5} ★	MXZ-3B30NA-1	MXZ-4B36NA-1 ^{*6}	
Cooling ^{*1}	Rated Capacity	Btu/h 18,000 / 20,000	22,000 / 23,600	28,400 / 27,400	35,400 / 34,400	
Combinations:	Capacity Range	Btu/h 7,800 ~ 20,000	12,600 ~ 25,500	12,600 ~ 28,400	12,600 ~ 36,400	
Non-ducted / Ducted	Total Input	W 2,190 (630 ~ 2,190)	2,460 (1,000 ~ 2,950)	3,330 (1,000 ~ 3,330)	3,940 (1,000 ~ 4,020)	
Heating at 47°F ^{*2}	Rated Capacity	Btu/h 22,000 / 22,000	25,000 / 24,600	28,600 / 27,600	36,000 / 34,400	
Combinations:	Capacity Range	Btu/h 8,500 ~ 25,500	11,400 ~ 30,600	11,400 ~ 36,000	11,400 ~ 43,000	
Non-ducted / Ducted	Total Input	W 2,620 (520 ~ 2,620)	1,900 (740 ~ 2,600)	2,220 (740 ~ 2,820)	3,100 (740 ~ 3,940)	
Heating at 17°F ^{*3}	Maximum Capacity	Btu/h 14,500 / 14,500	18,800 / 17,000	18,800 / 18,000	24,600 / 25,400	
Combinations:	Maximum Total Input	W 1,500 / 1,590	2,120 / 2,230	2,120 / 2,140	3,340 / 3,450	
Non-ducted / Ducted						
SEER	Cooling (Non-ducted / Ducted / Mixed)	18.0 / 15.5 / 16.75	17.5 / 15.0 / 16.25	17.5 / 14.5 / 16.0	18.0 / 15.0 / 16.5	
EER	Cooling (Non-ducted / Ducted / Mixed)	12.0 / 9.1 / 10.55	12.0 / 9.6 / 10.80	9.1 / 8.2 / 8.65	9.4 / 8.7 / 9.05	
HSPF (IV)	Heating (Non-ducted / Ducted / Mixed)	8.9 / 8.5 / 8.7	9.3 / 8.5 / 8.9	10.5 / 9.5 / 10.0	9.3 / 9.0 / 9.15	
Power Supply Voltage	Phase, Cycle, Voltage	1 Phase, 60Hz, 208/230V ^{*7}				
	Indoor – Outdoor S1-S2	AC 208 / 230V				
	Indoor – Outdoor S2-S3	DC12-24V				
Outdoor Unit	MCA	A 15	15	15	19	
	MOCP	A 20	20	20	20	
	Fan Motor	F.L.A 0.96	0.93	0.93	0.93	
	Compressor	Model (Type)	Variable Compressor Speed Inverter (VCSi) Technology			
		R.L.A.	10.1	11	15	14.4
		L.R.A.	15	15	15	15
	Airflow (Cooling/Heating)	CFM	1,485 / 1,640	2,068 / 1,605	1,365 / 1,605	2,068 / 2,068
	Refrigerant Control		Linear Expansion Valve			
	Sound – Cooling	dB(A)	49	54	49	54
	Sound – Heating	dB(A)	51	49	49	57
External Finish Colour		Munsell No. 3.0Y 7.8 / 1.1				
Dimensions	Width (in.)	33-1/16	35-7/16	35-7/16	35-7/16	
	Depth (in.)	13	12-5/8	12-5/8	12-5/8	
	Height (in.)	27-15/16	35-7/16	35-7/16	35-7/16	
Weight	lbs	130	150	150	153	
Connectable No. of Indoor Units		2	2 – 3	2 – 3	2 – 4	
Refrigerant	Type	R-410A	R-410A	R-410A	R-410A	
	Charge	lbs., oz. 5, 15	7, 11	7, 11	8, 13	
Refrigerant Pipe	Gas – O.D.	in. A, B: 3/8	A: 1/2; B, C: 3/8	A: 1/2; B, C: 3/8	A: 1/2; B, C, D: 3/8	
	Liquid – O.D.	in. 1/4	1/4	1/4	1/4	
Refrigerant Pipe Length	Height Difference (Max.)	ft. 49/33 ^{*8}	49/33 ^{*8}	49/33 ^{*8}	49/33 ^{*8}	
	Length (Max.)	ft. 164 (A+B)	230 (A+B+C)	230 (A+B+C)	230 (A+B+C+D)	
Connection Method	Indoor / Outdoor	Flared / Flared	Flared / Flared	Flared / Flared	Flared / Flared	
Outdoor Operating Range	Cooling	14 – 115°FDB	14 – 115°FDB	14 – 115°FDB	14 – 115°FDB	
	Heating	6 – 75°FDB (5 – 65°FWB)	6 – 75°FDB (5 – 65°FWB)	6 – 75°FDB (5 – 65°FWB)	6 – 75°FDB (5 – 65°FWB)	

★ THIS SYMBOL DENOTES AN ENERGY STAR-CERTIFIED UNIT

Note: Performance may vary based on specific indoor combination. Please consult with your local dealer for a complete listing from the service manual.
All non-ducted indoor unit combinations for MXZ-2B20NA and MXZ-3B24NA are Energy Star-certified.

All test conditions are based on ARI 210/240. Rating conditions:

*1. Cooling – Indoor: 80°FDB, 67°FWB; Outdoor: 95°FDB, 75°FWB; Rated frequency

*2. Heating – Indoor: 70°FDB, 60°FWB; Outdoor: 47°FDB, 43°FWB; Rated frequency

*3. Heating – Indoor: 70°FDB, 60°FWB; Outdoor: 17°FDB, 15°FWB; Rated frequency

*4. Data from combination of two Indoor Units 9,000 Btu/h (non-ducted) or one 9,000 Btu/h and one 12,000 Btu/h (ducted).

Model	Outdoor Unit	MXZ-5B42NA	MXZ-8B48NA	
Cooling *1	Rated Capacity	Btu/h	40,800 / 37,200	48,000 / 48,000
Combinations:	Rated Total Input	W	4,800 / 3,960	5,780 / 6,470
Non-ducted / Ducted	Maximum Capacity	Btu/h	43,000	54,000
Heating at 47°F *2	Rated Capacity	Btu/h	45,200 / 41,200	54,000 / 54,000
Combinations:	Rated Total Input	W	3,780 / 3,660	4,820 / 5,270
Non-ducted / Ducted	Maximum Capacity	Btu/h	53,600	60,000
Heating at 17°F *3	Maximum Capacity	Btu/h	30,500 / 29,100	36,600 / 36,550
Combinations:	Maximum Total Input	W	4,800 / 5,550	-
Non-ducted / Ducted				
SEER	Cooling (Non-ducted / Ducted / Mixed)		18.4 / 14.5 / -	15.0 / 14.7 / 14.8
EER	Cooling (Non-ducted / Ducted / Mixed)		8.5 / 9.4 / -	8.3 / 7.42 / 7.84
HSPF (IV)	Heating (Non-ducted / Ducted / Mixed)		9.8 / 8.7 / -	8.7 / 8.9 / 8.8
Power Supply	Phase, Cycle, Voltage		1 Phase, 60Hz, 208/230V	
Voltage	Indoor – Outdoor S1-S2		AC 208 / 230V	
	Indoor – Outdoor S2-S3		DC12-24V	
Outdoor Unit	MCA	A	36.2	32
	MOCP	A	40	52
	Compressor	Model (Type)	Variable Compressor Speed Inverter (VCSi) Technology	
	Refrigerant Control		Linear Expansion Valve	
	Sound – Cooling	dB(A)	58	54
	Sound – Heating	dB(A)	58	55
	External Finish Colour		Munsell No. 3Y 7.8 / 1.1	
	Dimensions	Width (in.)	35-7/16	37-7/16
		Depth (in.)	12-5/8	13
		Height (in.)	42-1/8	53-3/16
	Weight	lbs	192	278
	Total Installed Capacity (Min. 22 – Max. 130%)	Btu/h	-	12,000 ~ 70,200 *5
Connectable Indoor Units (Size/Quantity)			6,000 – 24,000 / 2 ~ 5	6,000 – 24,000 / 2 ~ 8
Refrigerant	Type		R-410A	R-410A
	Charge	lbs., oz.	10, 9	18, 11.2
Refrigerant Pipe	Gas – O.D.	in.	A: 1/2; B, C, D, E: 3/8	5/8
	Liquid – O.D.	in.	1/4	3/8
Refrigerant Pipe Length	Height Difference (Max.)	ft.	49/33 *8	66/98 *4
	Max. Distance Between Outdoor Unit and Farthest Indoor Unit	ft.	-	230
	Max. Distance from Outdoor Unit to Branch Box	ft.	-	180
	Max. Pipe Length – Branch Box to Indoor Unit	ft.	-	49
	Total Max. Pipe Length Between Branch Box and All Connected Indoor Units	ft.	-	197
	Max. Total Length	ft.	262 (A+B+C+D+E)	377
Connection Method	Indoor / Outdoor		Flared / Flared	Flared / Flared
Outdoor Operating Range	Cooling		14 – 115°FDB	14 – 115°FDB
	Heating		6 – 75°FDB (5 – 65°FWB)	6 – 75°FDB (5 – 65°FWB)

Required branch boxes for MXZ-8B48NA

Maximum of 2 branch boxes can be connected to one outdoor unit—requires joint MSDD-50AR-E or MSDD-50BR-E.

Model	PAC-AKA31BC	PAC-AKA51BC
Connectable No. of Indoor Units	3	5
Power Supply	1 Phase, 60Hz, 208/230V	
Power Input	W	0.003
Current	A	0.05
External Finish	Galvanized Steel Sheets	
Dimension	Width	17-3/4
	Depth	11
	Height	7-3/4
Net Weight	lbs.	19
Refrigerant Pipe Dimensions	Outdoor Unit to Branch Box	Gas (in.) 5/8 Liquid (in.) 3/8
	Branch Box to Indoor Units	Gas (in.) A,B,C: 3/8 Liquid (in.) A,B,C: 1/4
Drainpipe Size (O.D.)		3/4

Branch boxes:
(At least one branch box required)



PAC-AKA31BC



PAC-AKA51BC

*5. Data from combination of two indoor units 6,000 Btu/h and one 9,000 Btu/h (non-ducted) or three 9,000 Btu/h (ducted).

*6. Data from combination of four indoor units 9,000 Btu/h (non-ducted and ducted).

*7. Indoor units receive power from outdoor units through field-supplied interconnected wiring.

*8. 49 feet applies to installations where the outdoor unit is installed below the indoor unit.

*9. 66 feet applies to installations where the outdoor unit is installed below the indoor unit.

*10. Maximum installed capacity is the maximum total of all connected indoor units, NOT the maximum capacity produced.

Connectable indoor units



Wall-Mounted Style

Model		MSZ-GE06NA*	MSZ-GE09NA	MSZ-GE12NA	MSZ-GE15NA	MSZ-GE18NA	MSZ-GE24NA
Cooling Capacity	Btu/h	6,000	9,000	12,000	14,000	17,200	22,000
Heating Capacity	Btu/h	7,400	10,900	14,400	18,000	21,600	23,200
Airflow (Q, L, M, H, SH)	CFM Dry	145-170-237-321-399	145-170-237-321-399	145-170-237-321-399	205-272-335-420-533	230-275-339-420-533	N/A-296-431-568-624
Sound Indoor (Q, L, M, H, SH)	Cooling dB(A)	19-22-30-37-43	19-22-30-37-43	19-22-30-37-45	26-32-38-44-49	28-33-38-44-49	N/A-34-40-49-51
Dimension	H in.	11-5/8	11-5/8	11-5/8	11-5/8	11-5/8	12-13/16
	W in.	31-7/16	31-7/16	31-7/16	31-7/16	31-7/16	43-5/16
	D in.	9-1/8	9-1/8	9-1/8	9-1/8	9-1/8	10-1/4

Ceiling-Concealed Style



Model		SEZ-KD09NA	SEZ-KD12NA	SEZ-KD15NA	SEZ-KD18NA	PEAD-A24AA
Cooling Capacity	Btu/h	9,000	12,000	15,000	17,200	24,000
Heating Capacity	Btu/h	10,900	13,600	18,000	20,100	26,000
Airflow (L, M, H)	CFM Dry	194-247-317	247-317-388	353-441-529	423-529-635	512-636-742
Sound Indoor (L, M, H)	Cooling dB(A)	23-26-30	23-28-33	30-34-37	30-34-38	30-33-37
Dimension	H in.	7-7/8	7-7/8	7-7/8	7-7/8	9-7/8
	W in.	31-1/8	39	39	46-7/8	43-5/16
	D in.	27-9/16	27-9/16	27-9/16	27-9/16	28-7/8

4-Way Cassette Style



Model		SLZ-KA09NA	SLZ-KA12NA	SLZ-KA15NA
Cooling Capacity	Btu/h	9,000	12,000	15,000
Heating Capacity	Btu/h	10,900	14,400	18,000
Airflow (L, M, H)	CFM Dry	280-320-250	280-320-390	280-320-390
Sound Indoor (L, M, H)	Cooling dB(A)	29-32-38	30-34-39	31-35-40
Dimension	H in.	8-3/16	8-3/16	8-3/16
	W in.	22-7/16	22-7/16	22-7/16
	D in.	22-7/16	22-7/16	22-7/16

Floor-Mounted Style

Model		MFZ-KA09NA*	MFZ-KA12NA*	MFZ-KA18NA*
Cooling Capacity	Btu/h	9,000	12,000	17,200
Heating Capacity	Btu/h	10,900	14,400	21,600
Airflow (L, M, H, SH)	CFM Dry	169-205-251-314	177-215-261-321	251-279-325-394
Sound Indoor (L, M, H, SH)	Cooling dB(A)	25-30-35-40	26-31-36-41	35-38-42-46
Dimension	H in.	23-5/8	23-5/8	23-5/8
	W in.	27-7/16	27-7/16	27-7/16
	D in.	7-7/8	7-7/8	7-7/8

Floor-mounted features

- Catechin Plus Air Purifying System
- Dual-Outlet for Optimum Air Distribution
- SmartSet & Econo Cool Functions
- Super-Quiet Technology
- SuperHi Fan Speed
- Optional Wired Remote Controller



*Connectable only with MXZ systems.

Q=Quiet, L=Low, M=Med, H=Hi, SH=SuperHi

All features may not apply to all models. Ask your dealer for details.

Combination charts

Mr. Slim makes choosing the right combination of comfort and style as easy as **one, two, three.**

Legend

one

Decide system capacity and number of indoor units required.

two

Choose a suitable combination of indoor unit sizes.

three

Use the reference CODE to select the indoor unit style from the legend that fits your needs.



MODEL	BTU	CODE
MFZ-KA09NA	9,000	09
MFZ-KA12NA	12,000	12
MFZ-KA18NA	18,000	18



MODEL	BTU	CODE
SEZ-KD09NA	9,000	09
SEZ-KD12NA	12,000	12
SEZ-KD15NA	15,000	15
SEZ-KD18NA	18,000	18
PEAD-A24AA	24,000	24



MODEL	BTU	CODE
MSZ-GE06NA	6,000	06
MSZ-GE09NA	9,000	09
MSZ-GE12NA	12,000	12
MSZ-GE15NA	15,000	15
MSZ-GE18NA	18,000	18
MSZ-GE24NA	24,000	24



MODEL	BTU	CODE
SLZ-KA09NA	9,000	09
SLZ-KA12NA	12,000	12
SLZ-KA15NA	15,000	15

MXZ-2B20NA

06	+	06	09	+	09
06	+	09	09	+	12
06	+	12	09	+	15
06	+	15	12	+	12

Select your combination choice from the table on the left. Use the reference code to pick the indoor model and style that best suit your needs from the legend.

Notes:

OUTDOOR UNIT		INDOOR UNIT #1	INDOOR UNIT #2	
MXZ-2B20NA	+			

MXZ-3B24NA

06	+	06	12	+	12		
06	+	09	12	+	15		
06	+	12	06	+	06	+	06
06	+	15	06	+	06	+	09
06	+	18	06	+	06	+	12
09	+	09	06	+	06	+	15
09	+	12	06	+	09	+	09
09	+	15	06	+	09	+	12
09	+	18	09	+	09	+	09

Select your combination choice from the table on the left. Use the reference code to pick the indoor model and style that best suit your needs from the legend.

Notes:

OUTDOOR UNIT		INDOOR UNIT #1	INDOOR UNIT #2	INDOOR UNIT #3	
MXZ-3B24NA	+				

Combination charts (CONTINUED)

MXZ-3B30NA

06 + 06	12 + 15	06 + 09 + 15
06 + 09	12 + 18	06 + 09 + 18
06 + 12	15 + 15	06 + 12 + 12
06 + 15	15 + 18	06 + 12 + 15
06 + 18	18 + 18	06 + 15 + 15
06 + 24	06 + 06 + 06	09 + 09 + 09
09 + 09	06 + 06 + 09	09 + 09 + 12
09 + 12	06 + 06 + 12	09 + 09 + 15
09 + 15	06 + 06 + 15	09 + 09 + 18
09 + 18	06 + 06 + 18	09 + 12 + 12
09 + 24	06 + 09 + 09	09 + 12 + 15
12 + 12	06 + 09 + 12	12 + 12 + 12

Select your combination choice from the table on the left. Use the reference code to pick the indoor model and style that best suit your needs from the legend.

Notes:

OUTDOOR UNIT		INDOOR UNIT #1	INDOOR UNIT #2	INDOOR UNIT #3
MXZ-3B24NA	+			

MXZ-4B36NA

06 + 06	06 + 06 + 06	09 + 09 + 09	06 + 06 + 06 + 06
06 + 09	06 + 06 + 09	09 + 09 + 12	06 + 06 + 06 + 09
06 + 12	06 + 06 + 12	09 + 09 + 15	06 + 06 + 06 + 12
06 + 15	06 + 06 + 15	09 + 09 + 18	06 + 06 + 06 + 15
06 + 18	06 + 06 + 18	09 + 09 + 24	06 + 06 + 09 + 09
06 + 24	06 + 06 + 24	09 + 12 + 12	06 + 06 + 09 + 12
09 + 09	06 + 09 + 09	09 + 12 + 15	06 + 06 + 09 + 15
09 + 12	06 + 09 + 12	09 + 12 + 18	06 + 06 + 12 + 12
09 + 15	06 + 09 + 15	09 + 15 + 15	06 + 06 + 12 + 15
09 + 18	06 + 09 + 18	09 + 15 + 18	06 + 06 + 15 + 15
09 + 24	06 + 09 + 24	09 + 18 + 18	06 + 09 + 09 + 09
12 + 12	06 + 12 + 12	12 + 12 + 12	06 + 09 + 09 + 12
12 + 15	06 + 12 + 15	12 + 12 + 15	06 + 09 + 09 + 15
12 + 18	06 + 12 + 18	12 + 12 + 18	06 + 09 + 12 + 12
15 + 15	06 + 15 + 15	12 + 15 + 15	06 + 09 + 12 + 15
15 + 18	06 + 15 + 18		09 + 09 + 09 + 09
18 + 18	06 + 18 + 18		09 + 09 + 09 + 12
			09 + 09 + 09 + 15
			09 + 09 + 12 + 12

Select your combination choice from the table on the left. Use the reference code to pick the indoor model and style that best suit your needs from the legend.

Notes:

OUTDOOR UNIT		INDOOR UNIT #1	INDOOR UNIT #2	INDOOR UNIT #3	INDOOR UNIT #4
MXZ-4B36NA	+				

06 + 06
06 + 09
06 + 12
06 + 15
06 + 18
06 + 24
09 + 09
09 + 12
09 + 15
09 + 18
09 + 24
12 + 12
12 + 15
12 + 18
12 + 24
15 + 15
15 + 18
15 + 24
18 + 18
18 + 24
24 + 24
06 + 06 + 06
06 + 06 + 09
06 + 06 + 12
06 + 06 + 15
06 + 06 + 18
06 + 06 + 24
06 + 09 + 09
06 + 09 + 12
06 + 09 + 15
06 + 09 + 18
06 + 09 + 24
06 + 12 + 12
06 + 12 + 15
06 + 12 + 18
06 + 12 + 24
06 + 15 + 15
06 + 15 + 18
06 + 15 + 24
06 + 18 + 18
06 + 18 + 24
09 + 09 + 09
09 + 09 + 12
09 + 09 + 15
09 + 09 + 18

09 + 09 + 24
09 + 12 + 12
09 + 12 + 15
09 + 12 + 18
09 + 12 + 24
09 + 15 + 15
09 + 15 + 18
09 + 15 + 24
09 + 18 + 18
09 + 18 + 24
12 + 12 + 12
12 + 12 + 15
12 + 12 + 18
12 + 12 + 24
12 + 15 + 15
12 + 15 + 18
12 + 15 + 24
12 + 18 + 18
15 + 15 + 15
15 + 15 + 18
15 + 18 + 18
06 + 06 + 06 + 06
06 + 06 + 06 + 09
06 + 06 + 06 + 12
06 + 06 + 06 + 15
06 + 06 + 06 + 18
06 + 06 + 06 + 24
06 + 06 + 09 + 09
06 + 06 + 09 + 12
06 + 06 + 09 + 15
06 + 06 + 09 + 18
06 + 06 + 09 + 24
06 + 06 + 12 + 12
06 + 06 + 12 + 15
06 + 06 + 12 + 18
06 + 06 + 12 + 24
06 + 06 + 15 + 15
06 + 06 + 15 + 18
06 + 06 + 15 + 24
06 + 06 + 18 + 18
06 + 09 + 09 + 09
06 + 09 + 09 + 12
06 + 09 + 09 + 15
06 + 09 + 09 + 18
06 + 09 + 09 + 24

06 + 09 + 12 + 12
06 + 09 + 12 + 15
06 + 09 + 12 + 18
06 + 09 + 12 + 24
06 + 09 + 15 + 15
06 + 09 + 15 + 18
06 + 09 + 18 + 18
06 + 12 + 12 + 12
06 + 12 + 12 + 15
06 + 12 + 12 + 18
06 + 12 + 15 + 15
06 + 12 + 15 + 18
06 + 15 + 15 + 15
09 + 09 + 09 + 09
09 + 09 + 09 + 12
09 + 09 + 09 + 15
09 + 09 + 09 + 18
09 + 09 + 09 + 24
09 + 09 + 12 + 12
09 + 09 + 12 + 15
09 + 09 + 12 + 18
09 + 09 + 15 + 15
09 + 09 + 15 + 18
09 + 12 + 12 + 12
09 + 12 + 12 + 15
09 + 12 + 12 + 18
09 + 12 + 15 + 15
12 + 12 + 12 + 12
12 + 12 + 12 + 15
06 + 06 + 06 + 06 + 06
06 + 06 + 06 + 06 + 09
06 + 06 + 06 + 06 + 12
06 + 06 + 06 + 06 + 15
06 + 06 + 06 + 06 + 18
06 + 06 + 06 + 06 + 24
06 + 06 + 06 + 09 + 09
06 + 06 + 06 + 09 + 12
06 + 06 + 06 + 09 + 15
06 + 06 + 06 + 09 + 18
06 + 06 + 06 + 09 + 24
06 + 06 + 06 + 12 + 12
06 + 06 + 06 + 12 + 15
06 + 06 + 06 + 12 + 18
06 + 06 + 06 + 12 + 24
06 + 06 + 06 + 15 + 15
06 + 06 + 06 + 15 + 18
06 + 06 + 06 + 15 + 24
06 + 06 + 06 + 18 + 18
06 + 06 + 06 + 18 + 24
06 + 06 + 06 + 12 + 12
06 + 06 + 06 + 12 + 15
06 + 06 + 06 + 12 + 18
06 + 06 + 06 + 12 + 15
06 + 06 + 06 + 15 + 15
06 + 06 + 06 + 15 + 18

06 + 06 + 09 + 09 + 09
06 + 06 + 09 + 09 + 12
06 + 06 + 09 + 09 + 15
06 + 06 + 09 + 09 + 18
06 + 06 + 09 + 12 + 12
06 + 06 + 09 + 12 + 15
06 + 06 + 09 + 12 + 18
06 + 06 + 09 + 15 + 15
06 + 06 + 12 + 12 + 12
06 + 06 + 12 + 12 + 15
06 + 06 + 12 + 12 + 18
06 + 09 + 09 + 09 + 09
06 + 09 + 09 + 09 + 12
06 + 09 + 09 + 09 + 15
06 + 09 + 09 + 09 + 18
06 + 09 + 09 + 12 + 12
06 + 09 + 09 + 12 + 15
06 + 09 + 12 + 12 + 12
09 + 09 + 09 + 09 + 09
09 + 09 + 09 + 09 + 12
09 + 09 + 09 + 09 + 15
09 + 09 + 09 + 09 + 18
09 + 09 + 09 + 12 + 12
09 + 09 + 09 + 12 + 15
09 + 09 + 09 + 15 + 15
09 + 09 + 15 + 18

Combination charts (CONTINUED)

MXZ-8B48NA

06 + 06
06 + 09
06 + 12
06 + 15
06 + 18
06 + 24
09 + 09
09 + 12
09 + 15
09 + 18
09 + 24
12 + 12
12 + 15
12 + 18
12 + 24
15 + 15
15 + 18
15 + 24
18 + 18
18 + 24
24 + 24
06 + 06 + 06
06 + 06 + 09
06 + 06 + 12
06 + 06 + 15
06 + 06 + 18
06 + 06 + 24
06 + 09 + 09
06 + 09 + 12
06 + 09 + 15
06 + 09 + 18
06 + 09 + 24
06 + 12 + 12
06 + 12 + 15
06 + 12 + 18
06 + 12 + 24
06 + 15 + 15
06 + 15 + 18
06 + 15 + 24
06 + 18 + 18
06 + 18 + 24
06 + 24 + 24
09 + 09 + 09
09 + 09 + 12
09 + 09 + 15

09 + 09 + 18
09 + 09 + 24
09 + 12 + 12
09 + 12 + 15
09 + 12 + 18
09 + 12 + 24
09 + 15 + 15
09 + 15 + 19
09 + 15 + 24
09 + 18 + 18
09 + 18 + 24
09 + 24 + 24
12 + 12 + 12
12 + 12 + 15
12 + 12 + 18
12 + 12 + 24
12 + 15 + 15
12 + 15 + 18
12 + 15 + 24
12 + 18 + 18
12 + 18 + 24
12 + 24 + 24
15 + 15 + 15
15 + 15 + 18
15 + 15 + 24
15 + 18 + 18
15 + 18 + 24
15 + 24 + 24
18 + 18 + 18
18 + 18 + 24
18 + 24 + 24
06 + 06 + 06 + 06
06 + 06 + 06 + 09
06 + 06 + 06 + 12
06 + 06 + 06 + 15
06 + 06 + 06 + 18
06 + 06 + 06 + 24
06 + 06 + 09 + 09
06 + 06 + 09 + 12
06 + 06 + 09 + 15
06 + 06 + 09 + 18
06 + 06 + 09 + 24
06 + 06 + 12 + 12
06 + 06 + 12 + 15
06 + 06 + 12 + 18
06 + 06 + 12 + 24
06 + 06 + 15 + 15
06 + 06 + 15 + 18
06 + 06 + 15 + 24
06 + 06 + 18 + 18
06 + 06 + 18 + 24
09 + 09 + 09 + 09
09 + 09 + 09 + 12
09 + 09 + 09 + 15
09 + 09 + 09 + 18
09 + 09 + 09 + 24

06 + 06 + 12 + 24
06 + 06 + 15 + 15
06 + 06 + 15 + 18
06 + 06 + 15 + 24
06 + 06 + 18 + 18
06 + 06 + 18 + 24
06 + 06 + 24 + 24
06 + 09 + 09 + 09
06 + 09 + 09 + 12
06 + 09 + 09 + 15
06 + 09 + 09 + 18
06 + 09 + 09 + 24
06 + 09 + 12 + 12
06 + 09 + 12 + 15
06 + 09 + 12 + 18
06 + 09 + 12 + 24
06 + 09 + 15 + 15
06 + 09 + 15 + 18
06 + 09 + 15 + 24
06 + 09 + 18 + 18
06 + 09 + 18 + 24
06 + 09 + 24 + 24
06 + 12 + 12 + 12
06 + 12 + 12 + 15
06 + 12 + 12 + 18
06 + 12 + 12 + 24
06 + 12 + 15 + 15
06 + 12 + 15 + 18
06 + 12 + 15 + 24
06 + 12 + 18 + 18
06 + 12 + 18 + 24
06 + 12 + 24 + 24
06 + 15 + 15 + 15
06 + 15 + 15 + 18
06 + 15 + 15 + 24
06 + 15 + 18 + 18
06 + 15 + 18 + 24
06 + 15 + 24 + 24
06 + 18 + 18 + 18
06 + 18 + 18 + 24
09 + 09 + 09 + 09
09 + 09 + 09 + 12
09 + 09 + 09 + 15
09 + 09 + 09 + 18
09 + 09 + 09 + 24

09 + 09 + 12 + 12
09 + 09 + 12 + 15
09 + 09 + 12 + 18
09 + 09 + 12 + 24
09 + 09 + 15 + 15
09 + 09 + 15 + 18
09 + 09 + 15 + 24
09 + 09 + 18 + 18
09 + 09 + 18 + 24
09 + 09 + 24 + 24
09 + 12 + 12 + 12
09 + 12 + 12 + 15
09 + 12 + 12 + 18
09 + 12 + 12 + 24
09 + 12 + 15 + 15
09 + 12 + 15 + 18
09 + 12 + 15 + 24
09 + 12 + 18 + 18
09 + 12 + 18 + 24
09 + 12 + 24 + 24
09 + 15 + 15 + 15
09 + 15 + 15 + 18
09 + 15 + 15 + 24
09 + 15 + 18 + 18
09 + 15 + 18 + 24
09 + 18 + 18 + 18
09 + 18 + 18 + 24
12 + 12 + 12 + 12
12 + 12 + 12 + 15
12 + 12 + 12 + 18
12 + 12 + 12 + 24
12 + 12 + 15 + 15
12 + 12 + 15 + 18
12 + 12 + 15 + 24
12 + 12 + 18 + 18
12 + 12 + 18 + 24
12 + 15 + 15 + 15
12 + 15 + 15 + 18
12 + 15 + 15 + 24
12 + 15 + 18 + 18
12 + 15 + 18 + 24
12 + 18 + 18 + 18
15 + 15 + 15 + 15
15 + 15 + 15 + 18
15 + 15 + 15 + 24

15 + 15 + 18 + 18
15 + 18 + 18 + 18
06 + 06 + 06 + 06 + 06
06 + 06 + 06 + 06 + 09
06 + 06 + 06 + 06 + 12
06 + 06 + 06 + 06 + 15
06 + 06 + 06 + 06 + 18
06 + 06 + 06 + 06 + 24
06 + 06 + 06 + 09 + 09
06 + 06 + 06 + 09 + 12
06 + 06 + 06 + 09 + 15
06 + 06 + 06 + 09 + 18
06 + 06 + 06 + 09 + 24
06 + 06 + 06 + 12 + 12
06 + 06 + 06 + 12 + 15
06 + 06 + 06 + 12 + 18
06 + 06 + 06 + 12 + 24
06 + 06 + 06 + 15 + 15
06 + 06 + 06 + 15 + 18
06 + 06 + 06 + 15 + 24
06 + 06 + 06 + 18 + 18
06 + 06 + 06 + 18 + 24
06 + 06 + 06 + 24 + 24
06 + 06 + 09 + 09 + 09
06 + 06 + 09 + 09 + 12
06 + 06 + 09 + 09 + 15
06 + 06 + 09 + 09 + 18
06 + 06 + 09 + 09 + 24
06 + 06 + 09 + 12 + 12
06 + 06 + 09 + 12 + 15
06 + 06 + 09 + 12 + 18
06 + 06 + 09 + 12 + 24
06 + 06 + 09 + 15 + 15
06 + 06 + 09 + 15 + 18
06 + 06 + 09 + 15 + 24
06 + 06 + 09 + 18 + 18
06 + 06 + 09 + 18 + 24
06 + 06 + 09 + 24 + 24
06 + 06 + 12 + 12 + 12
06 + 06 + 12 + 12 + 15
06 + 06 + 12 + 12 + 18
06 + 06 + 12 + 12 + 24
06 + 06 + 12 + 15 + 15
06 + 06 + 12 + 15 + 18
06 + 06 + 12 + 15 + 24
06 + 06 + 12 + 18 + 18
06 + 06 + 12 + 18 + 24
06 + 06 + 12 + 15 + 15
06 + 06 + 12 + 15 + 18
06 + 06 + 12 + 15 + 24

Combination charts (CONTINUED)

MXZ-8B48NA

06	+	06	+	09	+	09	+	09	+	09
06	+	06	+	09	+	09	+	09	+	12
06	+	06	+	09	+	09	+	09	+	15
06	+	06	+	09	+	09	+	09	+	18
06	+	06	+	09	+	09	+	09	+	24
06	+	06	+	09	+	09	+	12	+	12
06	+	06	+	09	+	09	+	12	+	15
06	+	06	+	09	+	09	+	12	+	18
06	+	06	+	09	+	09	+	12	+	24
06	+	06	+	09	+	09	+	15	+	15
06	+	06	+	09	+	09	+	15	+	18
06	+	06	+	09	+	09	+	15	+	24
06	+	06	+	09	+	09	+	18	+	18
06	+	06	+	09	+	12	+	12	+	12
06	+	06	+	09	+	12	+	12	+	15
06	+	06	+	09	+	12	+	12	+	18
06	+	06	+	09	+	12	+	12	+	24
06	+	06	+	09	+	12	+	15	+	15
06	+	06	+	09	+	12	+	15	+	18
06	+	06	+	09	+	12	+	18	+	18
06	+	06	+	09	+	15	+	15	+	15
06	+	06	+	09	+	15	+	15	+	18
06	+	06	+	12	+	12	+	12	+	12
06	+	06	+	12	+	12	+	12	+	15
06	+	06	+	12	+	12	+	12	+	18
06	+	06	+	12	+	12	+	12	+	24
06	+	06	+	12	+	12	+	15	+	15
06	+	06	+	12	+	12	+	15	+	18
06	+	06	+	12	+	15	+	15	+	15
06	+	09	+	09	+	09	+	09	+	09
06	+	09	+	09	+	09	+	09	+	12
06	+	09	+	09	+	09	+	09	+	15
06	+	09	+	09	+	09	+	09	+	18
06	+	09	+	09	+	09	+	09	+	24
06	+	09	+	09	+	09	+	12	+	12
06	+	09	+	09	+	09	+	12	+	15
06	+	09	+	09	+	09	+	12	+	18
06	+	09	+	09	+	09	+	12	+	24
06	+	09	+	09	+	09	+	15	+	15
06	+	09	+	09	+	09	+	15	+	18
06	+	09	+	09	+	09	+	18	+	18
06	+	09	+	09	+	12	+	12	+	12
06	+	09	+	09	+	12	+	12	+	15
06	+	09	+	09	+	12	+	12	+	18
06	+	09	+	09	+	12	+	12	+	24
06	+	09	+	09	+	12	+	15	+	15
06	+	09	+	09	+	12	+	15	+	18

06	+	09	+	09	+	12	+	15	+	15
06	+	09	+	09	+	12	+	15	+	18
06	+	09	+	09	+	15	+	15	+	15
06	+	09	+	12	+	12	+	12	+	12
06	+	09	+	12	+	12	+	12	+	15
06	+	09	+	12	+	12	+	12	+	18
06	+	09	+	12	+	12	+	15	+	15
06	+	12	+	12	+	12	+	12	+	12
06	+	12	+	12	+	12	+	12	+	15
09	+	09	+	09	+	09	+	09	+	09
09	+	09	+	09	+	09	+	09	+	12
09	+	09	+	09	+	09	+	09	+	15
09	+	09	+	09	+	09	+	09	+	18
09	+	09	+	09	+	09	+	09	+	24
09	+	09	+	09	+	09	+	12	+	12
09	+	09	+	09	+	09	+	12	+	15
09	+	09	+	09	+	09	+	12	+	18
09	+	09	+	09	+	09	+	15	+	15
09	+	09	+	09	+	09	+	15	+	18
09	+	09	+	09	+	12	+	12	+	12
09	+	09	+	09	+	12	+	12	+	15
09	+	09	+	09	+	12	+	12	+	12
09	+	09	+	09	+	12	+	12	+	15
09	+	12	+	12	+	12	+	12	+	12
06	+	06	+	06	+	06	+	06	+	06
06	+	06	+	06	+	06	+	06	+	09
06	+	06	+	06	+	06	+	06	+	12
06	+	06	+	06	+	06	+	06	+	15
06	+	06	+	06	+	06	+	06	+	18
06	+	06	+	06	+	06	+	06	+	24
06	+	06	+	06	+	06	+	09	+	09
06	+	06	+	06	+	06	+	09	+	12
06	+	06	+	06	+	06	+	09	+	15
06	+	06	+	06	+	06	+	09	+	18
06	+	06	+	06	+	06	+	09	+	24
06	+	06	+	06	+	06	+	12	+	12
06	+	06	+	06	+	06	+	12	+	15
06	+	06	+	06	+	06	+	12	+	18
06	+	06	+	06	+	06	+	12	+	24
06	+	06	+	06	+	06	+	15	+	15
06	+	06	+	06	+	06	+	15	+	18

06	+	06	+	06	+	06	+	06	+	15	+	24
06	+	06	+	06	+	06	+	06	+	18	+	18
06	+	06	+	06	+	06	+	09	+	09	+	09
06	+	06	+	06	+	06	+	09	+	09	+	12
06	+	06	+	06	+	06	+	09	+	09	+	15
06	+	06	+	06	+	06	+	09	+	09	+	18
06	+	06	+	06	+	06	+	09	+	09	+	24
06	+	06	+	06	+	06	+	09	+	12	+	12
06	+	06	+	06	+	06	+	09	+	12	+	15
06	+	06	+	06	+	06	+	09	+	12	+	18
06	+	06	+	06	+	06	+	09	+	12	+	24
06	+	06	+	06	+	06	+	09	+	12	+	18
06	+	06	+	06	+	06	+	09	+	12	+	24
06	+	06	+	06	+	06	+	09	+	15	+	15
06	+	06	+	06	+	06	+	09	+	15	+	18
06	+	06	+	06	+	06	+	09	+	18	+	18
06	+	06	+	06	+	06	+	12	+	12	+	12
06	+	06	+	06	+	06	+	12	+	12	+	15
06	+	06	+	06	+	06	+	12	+	12	+	18
06	+	06	+	06	+	06	+	12	+	12	+	15
06	+	06	+	06	+	06	+	12	+	15	+	15
06	+	06	+	06	+	06	+	12	+	15	+	18
06	+	06	+	06	+	06	+	15	+	15	+	15
06	+	06	+	06	+	09	+	09	+	09	+	09
06	+	06	+	06	+	09	+	09	+	09	+	12
06	+	06	+	06	+	09	+	09	+	09	+	15
06	+	06	+	06	+	09	+	09	+	09	+	18
06	+	06	+	06	+	09	+	09	+	09	+	24
06	+	06	+	06	+	09	+	09	+	12	+	12
06	+	06	+	06	+	09	+	09	+	12	+	15
06	+	06	+	06	+	09	+	09	+	15	+	18
06	+	06	+	06	+	09	+	12	+	12	+	12
06	+	06	+	06	+	09	+	12	+	12	+	15
06	+	06	+	06	+	09	+	12	+	15	+	15
06	+	06	+	09	+	09	+	09	+	09	+	09
06	+	06	+	09	+	09	+	09	+	09	+	12
06	+	06	+	09	+	09	+	09	+	09	+	15
06	+	06	+	09	+	09	+	09	+	09	+	18
06	+	06	+	09	+	09	+	09	+	09	+	24
06	+	06	+	09	+	09	+	12	+	12	+	12
06	+	06	+	09	+	09	+	12	+	12	+	15
06	+	06	+	09	+	09	+	12	+	15	+	15
06	+	06	+	09	+	09	+	12	+	15	+	18

06 + 06 + 09 + 09 + 09 + 15 + 15
06 + 06 + 09 + 09 + 12 + 12 + 12
06 + 06 + 09 + 09 + 12 + 12 + 15
06 + 06 + 09 + 12 + 12 + 12 + 12
06 + 09 + 09 + 09 + 09 + 09 + 09
06 + 09 + 09 + 09 + 09 + 09 + 12
06 + 09 + 09 + 09 + 09 + 09 + 15
06 + 09 + 09 + 09 + 09 + 09 + 18
06 + 09 + 09 + 09 + 09 + 12 + 12
06 + 09 + 09 + 09 + 09 + 12 + 15
06 + 09 + 09 + 09 + 12 + 12 + 12
09 + 09 + 09 + 09 + 09 + 09 + 09
09 + 09 + 09 + 09 + 09 + 09 + 12
09 + 09 + 09 + 09 + 09 + 09 + 15
09 + 09 + 09 + 09 + 09 + 12 + 12
06 + 06 + 06 + 06 + 06 + 06 + 06 + 06
06 + 06 + 06 + 06 + 06 + 06 + 06 + 09
06 + 06 + 06 + 06 + 06 + 06 + 06 + 12
06 + 06 + 06 + 06 + 06 + 06 + 06 + 15
06 + 06 + 06 + 06 + 06 + 06 + 06 + 18
06 + 06 + 06 + 06 + 06 + 06 + 06 + 24
06 + 06 + 06 + 06 + 06 + 06 + 09 + 09
06 + 06 + 06 + 06 + 06 + 06 + 09 + 12
06 + 06 + 06 + 06 + 06 + 06 + 09 + 15
06 + 06 + 06 + 06 + 06 + 06 + 09 + 18
06 + 06 + 06 + 06 + 06 + 06 + 09 + 24
06 + 06 + 06 + 06 + 06 + 06 + 12 + 12
06 + 06 + 06 + 06 + 06 + 06 + 12 + 15
06 + 06 + 06 + 06 + 06 + 06 + 12 + 18
06 + 06 + 06 + 06 + 06 + 06 + 15 + 15
06 + 06 + 06 + 06 + 06 + 06 + 15 + 18
06 + 06 + 06 + 06 + 06 + 09 + 09 + 09
06 + 06 + 06 + 06 + 06 + 09 + 09 + 12
06 + 06 + 06 + 06 + 06 + 09 + 09 + 15
06 + 06 + 06 + 06 + 06 + 09 + 09 + 18
06 + 06 + 06 + 06 + 06 + 09 + 12 + 12
06 + 06 + 06 + 06 + 06 + 09 + 12 + 15
06 + 06 + 06 + 06 + 06 + 09 + 12 + 18
06 + 06 + 06 + 06 + 06 + 09 + 15 + 15
06 + 06 + 06 + 06 + 06 + 12 + 12 + 12
06 + 06 + 06 + 06 + 06 + 12 + 12 + 15
06 + 06 + 06 + 06 + 09 + 09 + 09 + 09
06 + 06 + 06 + 06 + 09 + 09 + 09 + 12

06 + 06 + 06 + 06 + 09 + 09 + 09 + 15
06 + 06 + 06 + 06 + 09 + 09 + 09 + 18
06 + 06 + 06 + 06 + 09 + 09 + 12 + 12
06 + 06 + 06 + 06 + 09 + 09 + 12 + 15
06 + 06 + 06 + 06 + 09 + 12 + 12 + 12
06 + 06 + 06 + 09 + 09 + 09 + 09 + 09
06 + 06 + 06 + 09 + 09 + 09 + 09 + 12
06 + 06 + 06 + 09 + 09 + 09 + 09 + 15
06 + 06 + 06 + 09 + 09 + 09 + 12 + 12
06 + 06 + 09 + 09 + 09 + 09 + 09 + 09
06 + 06 + 09 + 09 + 09 + 09 + 09 + 12
06 + 09 + 09 + 09 + 09 + 09 + 09 + 09

Your life, your style

Home comfort, room by room

If you take home comfort seriously then it's time to consider Mr. Slim. With its ease of installation and flexibility, you don't have to restrict your comfort to only one part of your home. And with multiple sleek and stylish indoor units to choose from, you can rest assured that Mr. Slim will fit in almost unnoticed with the décor in any room.



Den: Just knowing how efficiently Mr. Slim operates can help give your home a more relaxed atmosphere.



Bedroom: Steady temperatures throughout the night let you sleep soundly in any weather.



Living Room: Whether you're working or relaxing, you'll notice the difference that a constant temperature makes.



The outdoor unit is so sleek and quiet, your neighbours won't even know you're heating or cooling your home.

Applications

Mr. Slim offers 4 indoor unit styles that give you the flexibility to mix and match multiple units to adapt to the layout of your home. With so many different system configurations, the possibilities are endless.



Floor-Mounted

Features a dual-outlet for optimum air distribution and front panel access to the filter for ease of cleaning.



Wall-Mounted

Wall-mounted units allow you to personalize your comfort room by room. They feature a wide airflow (up to 150°) and Super-Quiet Technology – as low as 19dB(A).



Ceiling-Concealed

Ceiling-concealed units deliver discrete, zoned comfort by using short run ductwork to disperse air evenly throughout the space.



4-Way Cassette

This unit fits flush to the ceiling to stay out of sight while four air outlets and multiple airflow patterns offer greater air coverage and better air distribution.

Wireless remote control

You control your comfort with the touch of a button, without even getting out of your chair. With a large and easy-to-read display, it's easier to use than a TV remote.

(Available with wall-mounted and floor-standing models. Style of the remote controller and the available functions may differ depending on the model.)

Absence Detection

When no-one is in the room, the unit automatically switches to energy-saving mode.

Powerful Mode

Unit temporarily operates at maximum capacity for 15 minutes to heat or cool your room faster.

Smart Set

Recall your programmed temperature settings at the touch of a button. You can also set back temperatures to an economical 10°C/50°F to keep your home and pipes from freezing while you're on vacation.

Natural Flow

Airflow is directed much like natural wind, providing a gentle breeze for enhanced comfort.

Quiet Mode

Provides whisper-quiet comfort that allows you to enjoy those tranquil moments.

Wide Airflow

Combined with the 5-Step vane control, you can adjust the airflow to 42 different patterns, reaching as far as 39 ft from the unit.

Left/Right Vane

Control the direction of the vertical airflow with the left and right vanes. Send the air to specific areas or allow the vanes to oscillate.

Direct/Indirect Airflow

Enhance comfort by averting airflow away from people, or set direct airflow to target people for quick cooling/heating.

Econo Cool

Gives you up to 20% in energy efficiency by raising the temperature 2 degrees. How? Adjusted airflow means you can't even feel the difference.



	CONVENTIONAL COOLING	"ECONO COOL" ON
Ambient Temperature	35°C/95°F	35°C/95°F
Set Temperature	25°C/77°F	27°C/80.6°F
Sensing Temperature	30°C/86°F	29.5°C/85.9°F

Wired remote

Puts all the controls at your fingertips. With easy-to-follow programming, the wired remote features operational and control status at a glance on the built-in digital display.

(Available with ceiling-concealed and 4-way cassette models. Style of the remote controller and the available functions may differ depending on the model.)



Multi-Language Display

Home comfort now comes in eight different languages. (English, French, Italian, Chinese, Spanish, German, Russian, Japanese)

Limiting the Set Temperature Range

Set upper and lower temperature limits to prevent excessive heating or cooling.

Auto Off Timer

Pre-set times from 30 minutes to 4 hours – in 30-minute increments.

Controller Lock

Disables all buttons or operations on the remote control except for the On/Off button.

Weekly Timer

Up to eight different temperature settings can be programmed for each day.

Self-Diagnostic

Displays error codes to notify you when the system malfunctions for easy diagnostics and servicing.

Optional accessories:

RedLINK™ wireless controllers

MHK1 wireless remote controller kit*



Wireless Remote Controller



Wireless Receiver

MHK1 KIT INCLUDES:

MRCH1 Wireless Wall-Mounted Remote Controllers

MIFH1 Wireless Receiver and Cable

Wireless remote controller

- Backlit, easy-to-read display
- Dual setpoint control with system changeover
- Enabled with RedLINK™ reliability
- Installs anywhere with simple wall-mounted design
- Compatible with MCCH1 Portable Central Controller and MOS1 Outside Air Sensor
- Requires wireless interface (included in kit)

Function	Description
On/Off	On/Off operation for a single indoor unit
Operation Mode	Cool / Drying / Auto / Heat / Fan operation modes dependent on connected system
Temperature Setting	Set temperature range limits (dependent on the connected system): - Cooling from 50°F to 99°F - Heating from 40°F to 90°F - Auto from 50°F to 90°F with dual temperature setting
System Changeover Dead-Band Value	2-8°F
Schedule Operation	5-2, 5-1-1
Optimal Start	Eliminates the guesswork when setting your schedule. Allows the remote controller to “learn” how long your Split-Zoning System takes to reach programmed temperature setting, so the temperature is reached at the time you set
Fan Speed Setting	Hi/Mid-2/Mid-1/Low/Auto Available fan speed settings dependent on connected system
Airflow Direction Setting	Airflow angles: 100° – 80° – 60° – 40° and oscillate available airflow direction settings dependent on connected system
Permit/Prohibit Function	Individual prohibit operations for each remote controller function (On/Off, Set Temperature, and Operation Mode)
Space Temperature	Displays the measured space temperature
Error Indication	Displays error code
Display Outside Temperature and Humidity	Requires optional MOS1 Outside Air Sensor
Dimensions – (W x D x H)	Remote Controller: 5-3/16” x 1-1/2” x 3-9/16” Receiver: 3-1/4” x 1-5/16” x 6-7/16”
Operating Ambient Temperature	Remote Controller: 32 – 120°F Receiver: -40 – 165°F
Operating Ambient Humidity	Remote Controller: 5% – 90% RH (non-condensing) Receiver: 5% – 90% RH (non-condensing)
Power Supply	2 AA batteries (included)

ACCESSORIES



MCCH1 portable central controller*

- Controls up to 16 RedLINK™ devices
- Requires MHK1 per indoor unit
- Monitor and control On/Off, Mode and Set Temperature
- Schedule Overrides
- Easy-to-read backlit display
- Does not interfere with other wireless devices
- Displays outside air temperature and humidity when used with MOS1



MOS1 outdoor air sensor*

- Monitors outside air temperature and humidity
- Displays on MHK1 Remote Controller and MCCH1 Portable Central Controller
- Installs wirelessly
- Battery life of up to 5 years

*Optional accessory only available to some models. Please consult with your local dealer for more information.

Comforting experience

Mitsubishi Electric Canada

Mitsubishi Electric provides a wide variety of commercial and residential heating and air conditioning products. Thanks to our many exclusive technologies like VCSi, VRF and H²i, you can rest assured that our HVAC products are engineered to perform at the highest levels of efficiency and comfort.

For larger residential applications, you can employ the power of a City Multi PUMY system that allows you to connect up to 8 indoor units to a single outdoor unit and integrate them with a sophisticated control system. Beyond that, in applications such as high-rise buildings and hotels, you'll find other **City Multi systems** handling the work with ease. Working behind the scenes 24/7 is **Mr. Slim P-Series**, maintaining constant and comfortable temperatures in retail stores, mechanical rooms or server rooms. And **Zuba-Central** fits into your new or existing ductwork to provide a year-round whole-home comfort experience with outstanding energy savings. For more information on these products visit www.MitsubishiElectric.ca



The Mitsubishi Electric difference

Our commitment to innovation and technology is exceeded only by our commitment to service – we stand behind every product that bears the Mitsubishi name. And we demonstrate this by offering you our 5-year parts and 7-year compressor warranty that's among the best in the industry. Through our competent distributor network, strong service support, and unmatched parts availability, it is our assurance to you that you will enjoy the comfort and true quality that only Mitsubishi Electric can offer.

Mitsubishi Electric will upgrade the standard warranty to an extended **6-year parts and 10-year compressor warranty** when your Mr. Slim M-series system is installed by an authorized HVAC installer in a residential application. An additional limited labour warranty may be available in some provinces from the authorized dealer. For more information, please contact your local distributor or MEQ dealer.

**10-YEAR
COMPRESSOR
WARRANTY***

*Our number one commitment is to you. That's why Mitsubishi Electric now offers an improved **6-year parts and 10-year compressor warranty** to give you years of worry-free home comfort. Ask your dealer for more details or visit www.MrSlim.ca*

*When installed by an authorized HVAC (Heating, Ventilating, and Air Conditioning) installer. Certain conditions, restrictions and/or limitations apply. See warranty terms and conditions for complete details.



A green step in the right direction

Look at the commercial buildings around you and chances are that you'll find a Mitsubishi Electric HVAC system quietly and efficiently working behind the scenes. And because Mitsubishi Electric is always striving to make advancements in heating and air conditioning technologies, it's no surprise to find us at the forefront of geothermal applications like the one featured here.



Québec City

LEED-NC GOLD CERTIFICATION

This building uses up to 55% less energy than a building of similar size. That's enough to power 110 single-family homes each year.

With a capacity of nearly 4 million BTU/h of City Multi WR2 systems that simultaneously heat and cool over 148,000 sq. ft. of floor space using geothermal energy, Place de L'Escarpement is one of the 10 most efficient buildings of its class in Canada.

SYSTEM INSTALLED

Geothermal Units: City Multi WR2 systems x 37

Indoor Units: Ceiling-Concealed units x 269

Fresh Air Equipment: Lossnay/RenewAire HE2XINH x 7

Controller: Centralized Controller G-50A x 7

E-mail Notification License x 7


BACnet Interface x 7

Simple Remote Controller x 269

Environmental Vision 2021



Environmental Vision 2021 is the long-term environmental management vision of the Mitsubishi Electric Group. With the guideline of making positive contributions to the earth and its people through technology and action, the Company is working toward the realization of a sustainable society utilizing wide-ranging and sophisticated technologies as well as the promotion of proactive and ongoing actions by our employees. The Vision sets 2021 as its target year, coinciding with the 100th anniversary of Mitsubishi Electric's founding.



for a greener tomorrow

Eco Changes is the Mitsubishi Electric Group's environmental statement, and expresses the Group's stance on environmental management. Through a wide range of businesses, we are helping contribute to the realization of a sustainable society.




Certificate Number 79222 Certificate Number 78649

Mitsubishi Electric Consumer Products has acquired ISO 9001 certification under Series 9000 of the International Standard Organization (ISO). The plant has also acquired environmental management system standard ISO 14001 certification.



COMFORT	DURABILITY	EFFICIENCY
Quiet operation	Strict performance tests	Energy saving
Optimal temperature distribution	Easy-to-clean design	Money saving
Clean, filtered air available	Replacement parts	Space saving



Line test



Sound test



Performance test



Endurance test



Heat stress test



Saltwater spray test

